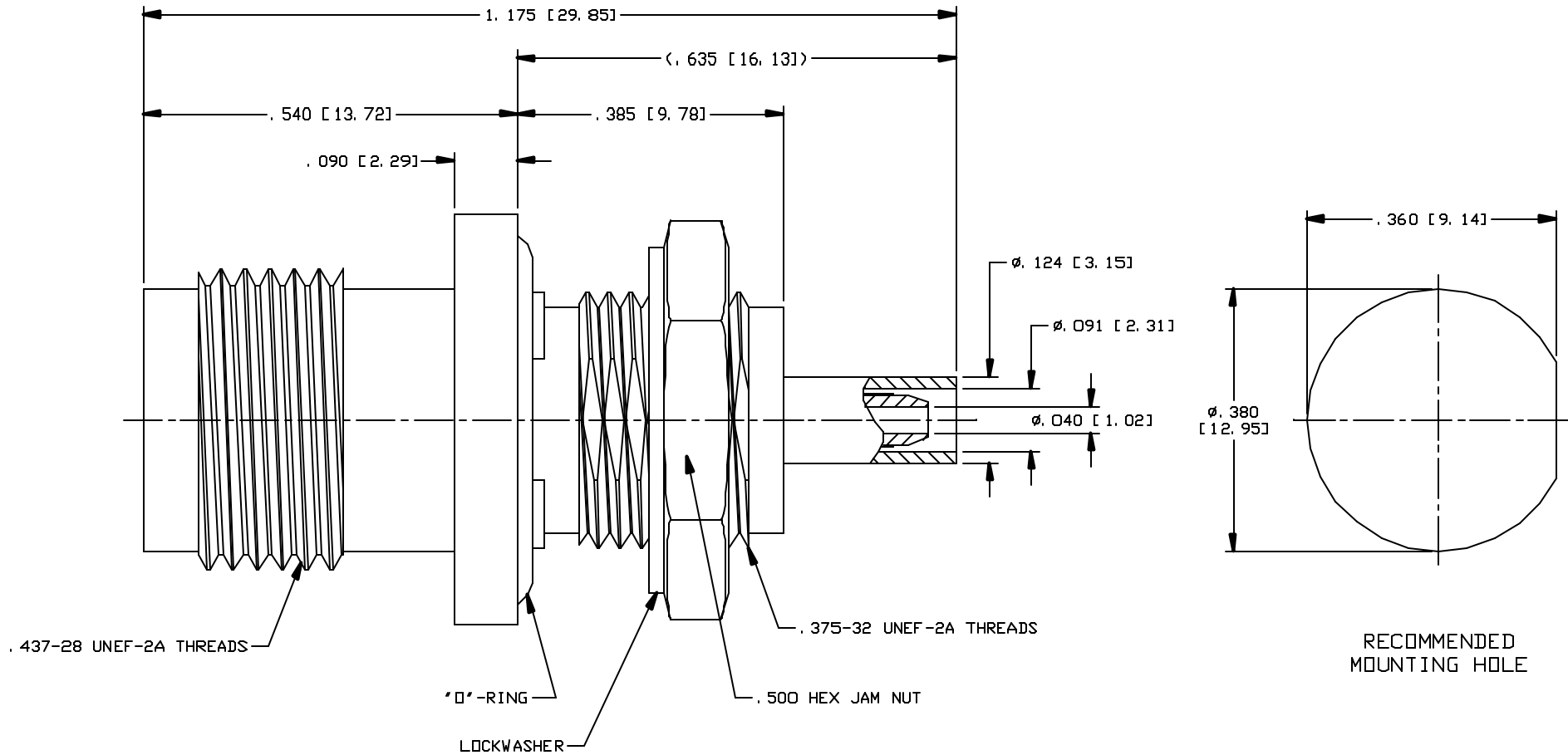


CAD DRAWING - NO MANUAL REVISIONS



NOTES:

1. DESIGN AND INTERFACE PER IDS-41.
2. ACCOMMODATES RG-178 OR EQUIVALENT CABLES.
3. BULLET, FERRULE, LOCKWASHER, GASKET & JAM NUT SUPPLIED LOOSE.
4. WATERPROOF TO IP67.
5. CRIMP USING .105 HEX DIE (M22520/5-03).

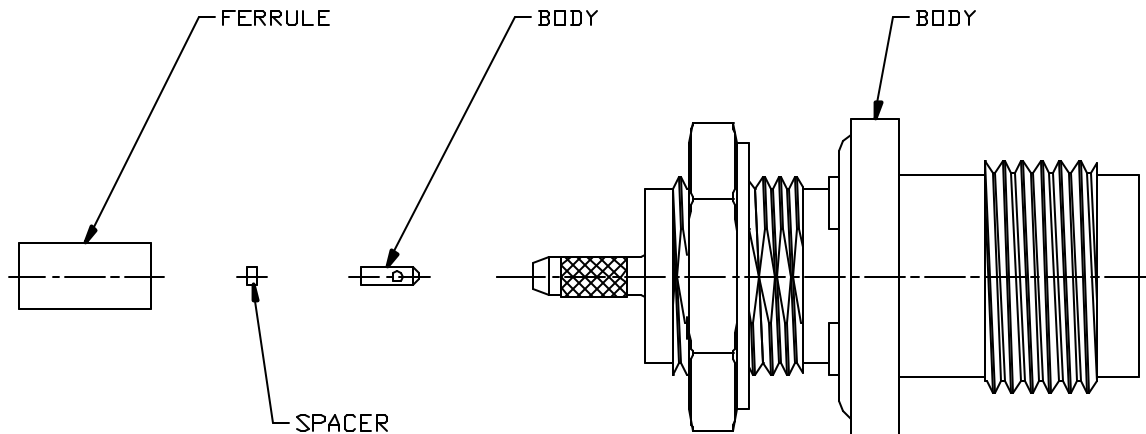
				PALCO CONNECTOR 22 GREAT HILL RD., NAUGATUCK, CT 06770 UNLESS OTHERWISE SPECIFIED, PALCO WORKMANSHIP STANDARDS APPLY TOLERANCES ON: DECIMALS: XX ± .01 .XXX ± .005 ANGLES ±1/2° 32' DIMENSIONS IN INCHES OR (METRIC) DO NOT SCALE PRINTS	DRAWN JEM	CHECKED MS	ENGINEER JEM	APPROVED MS	FSCM 58167
						DESCRIPTION TNC WATERPROOF FRONT MOUNT BULKHEAD JACK			
A	PER ECN 11460	9/27/12	JEM		DATE	DRAWING NO.		PLATING OPT.	
REV.	DESCRIPTION	DATE	APPR.	CATALOG ITEM	9/11/12	41-1969-0490		N	

CABLE ASSEMBLY PROCEDURE	
P/N	41-1969-0490
PAGE 1 OF 1	DATE: 11/01/12
DRAWN: JEM	APPROVED: JEM
FOR USE WITH RG-178 CABLE	

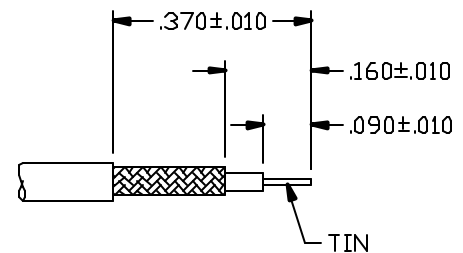
PALEO
CONNECTOR

22 GREAT HILL ROAD, NAUGATUCK, CT. 06770
PHONE: (203) 729-9090 FAX: (203) 723-1794

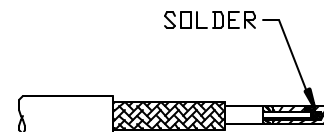
REV	DESCRIPTION	DATE	APPR
A	REL. ECN 11460	12/01/12	JEM



STEP 1
TRIM CABLE TO DIMENSIONS SHOWN.



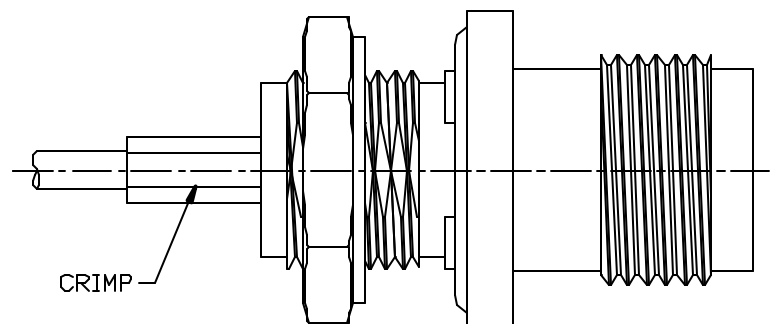
STEP 2
SLIDE SPACER AND BULLET ONTO ABOVE CABLE. SOLDER BULLET TO CENTER CONDUCTOR AND CLEAN SOLDER JOINT.




STEP 3
SLIDE FERRULE OVER CABLE. FLARE BRAID BY ROTATING CABLE DIELECTRIC.



STEP 4
INSERT ABOVE CABLE INTO BODY WITH BRAID OVER BACK OF BODY UNTIL CABLE BOTTOMS. SLIDE FERRULE UP AGAINST BODY AND CRIMP USING .105 HEX DIE (M22520/5-03).



INTERFACE DESIGN STANDARD		 22 GREAT HILL ROAD, NAUGATUCK, CT. 06770 PHONE: (203) 729-9090 FAX: (203) 723-1794	REV	DESCRIPTION	DATE	APPR
IDS-41			A	PER ECN 5421	03/21/00	HN
PAGE 1 OF 3	DATE: 02/28/94		B	PER ECN 7427	05/07/04	JM
DRAWN: EK	APPROVED: JEM		C	PER ECN 9024	08/06/07	JEM
		D	PER ECN 10095	11/30/09	JEM	

DESCRIPTION: TNC SERIES

MECHANICAL

MATERIALS

BODIES, FITTINGS, MALE CONTACTS - BRASS PER ASTM-B-16.
 INSULATORS - TEFLON (PTFE) PER ASTM-D-1457.
 CONTACTS, FEMALE AND OUTER - BERYLLIUM COPPER PER ASTM-B-196.
 GASKETS - SILICONE RUBBER PER ZZ-R-765.

FINISHES (ADD LETTER TO END OF PART NUMBER)

BODIES, OUTER CONTACTS, FITTINGS - SILVER PER QQ-S-365 (S SUFFIX)
 NICKEL - PER QQ-N-290 (N SUFFIX)
 CONTACTS - GOLD PLATED .000050 MIN. PER MIL-G-45204 OVER
 .00010 MIN. OF COPPER PER MIL-C-14550.
 OTHER METAL PARTS - SILVER OR NICKEL PLATED TO MEET THE ENVIRONMENTAL
 REQUIREMENTS.

MATING CHARACTERISTICS

PER MIL-C-39012.
 FORCE TO ENGAGE /DISENGAGE- TORQUE - 2 IN-LBS. MAX.
 COUPLING NUT RETENTION - AXIAL FORCE 100 LBS. MIN.,
 TORQUE - 15 IN-LBS. MIN.
 DURABILITY: 500 CYCLES PER MIL-C-39012.

ELECTRICALS

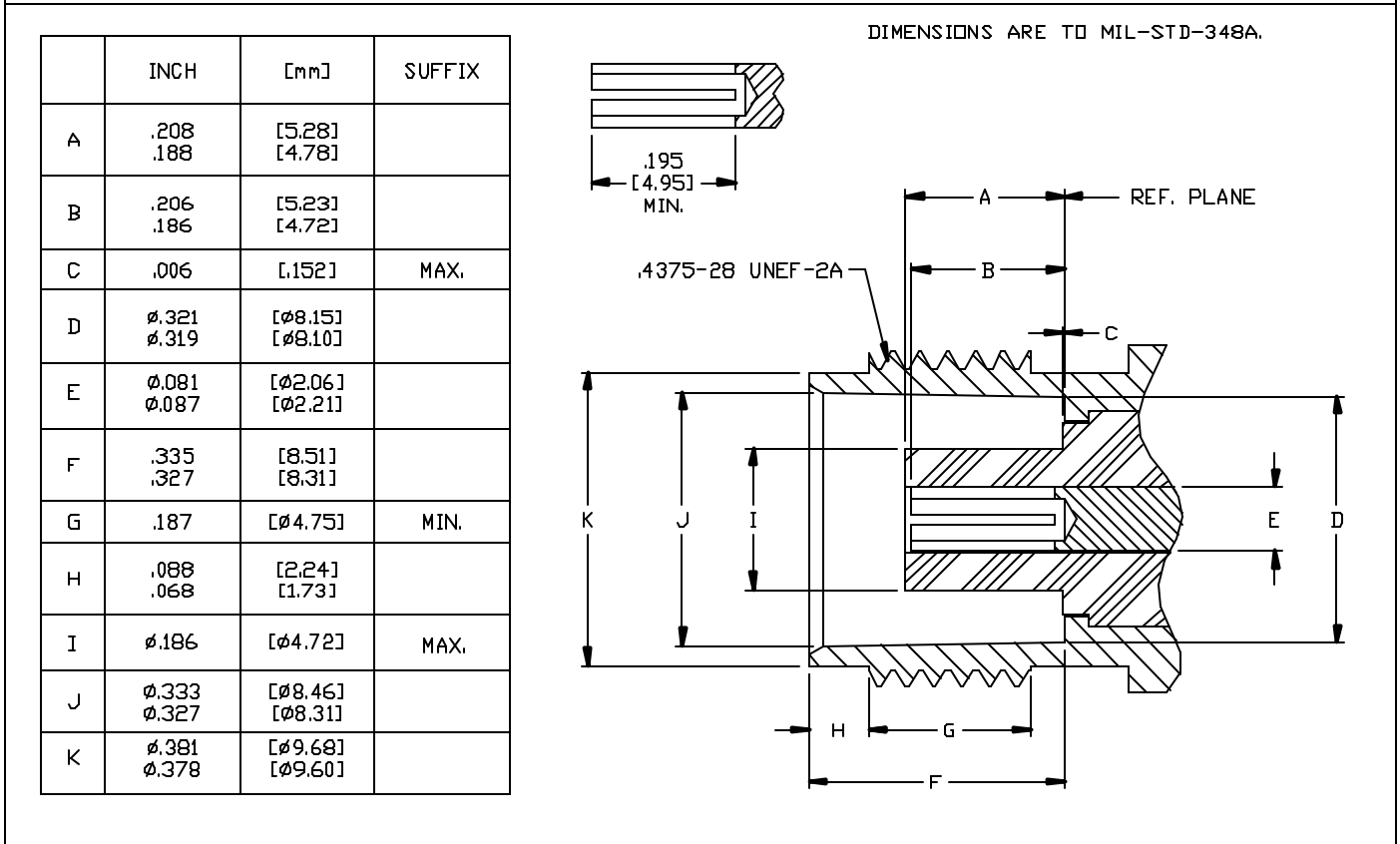
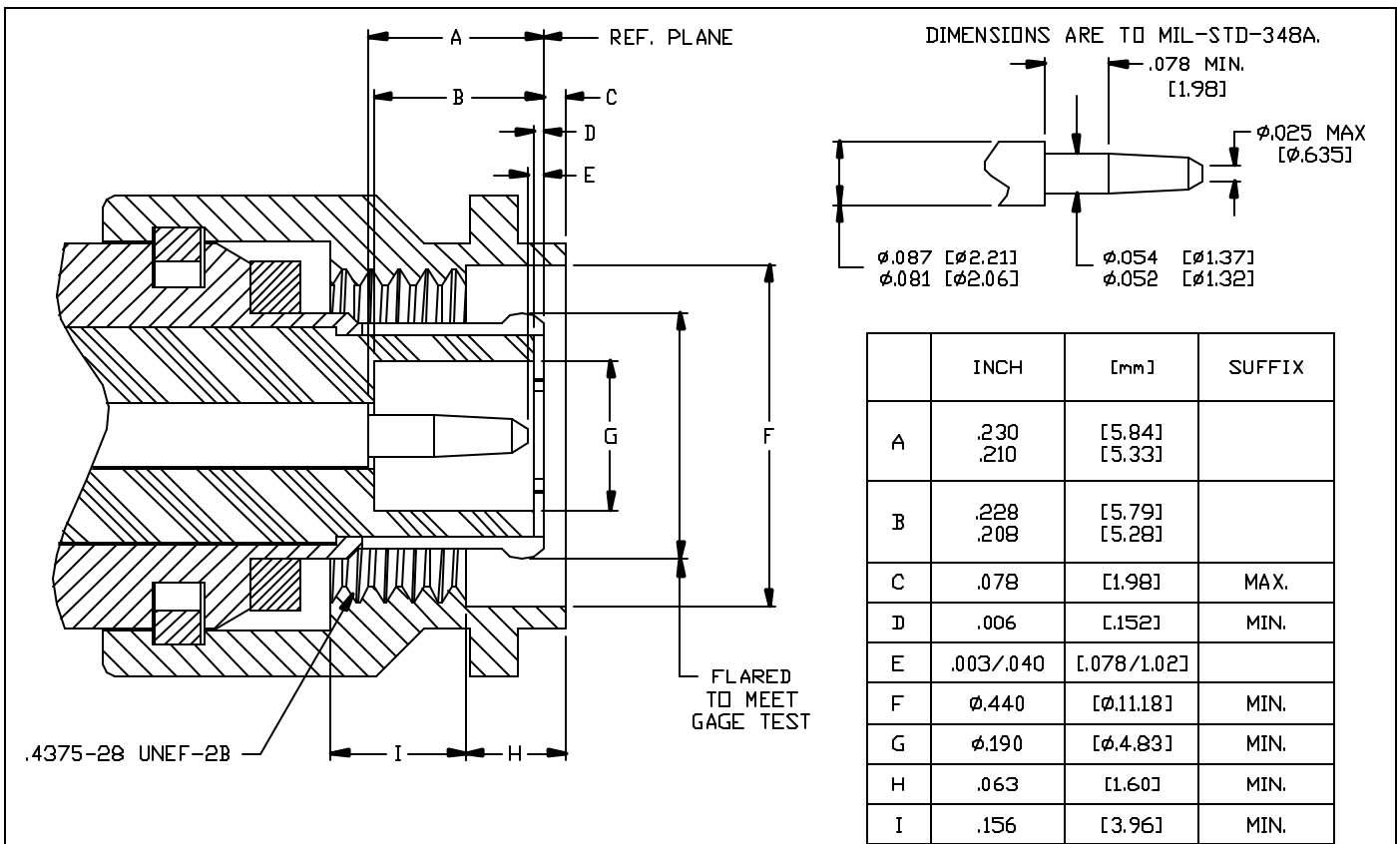
IMPEDANCE: 50 OHMS.
 FREQUENCY RANGE: DC TO 11 GHz (CONNECTOR PERFORMANCE ONLY;
 DEPENDENT OF CABLE).
 INSULATION RESISTANCE: 5000 MEGOHMS, MIN..
 TEMPERATURE RATING: -65°C TO +165°C.
 DWV: 1500 VOLTS AT SEA LEVEL.
 CONTACT RESISTANCE: CENTER CONTACT - 1.5 MILLIOHMS;
 OUTER CONTACT - 0.2 MILLIOHMS.
 VSWR: 1.30 MAX.
 R.F. LEAKAGE: -60 dB MIN. FROM 2 TO 3 GHz.
 INSERTION LOSS: 0.18 dB MAX. AT 9 GHz.

ENVIRONMENTAL

VIBRATION: MIL-STD-202, METHOD 204, TEST CONDITION B.
 SHOCK: MIL-STD-202, METHOD 213, TEST CONDITION B.
 THERMAL SHOCK: MIL-STD-202, METHOD 107, TEST CONDITION B @ 85°C.
 CORROSION: MIL-STD-202, METHOD 101, TEST CONDITION B.
 MOISTURE RESISTANCE: MIL-STD-202, METHOD 106,
 NO MEASUREMENT AT HIGH HUMIDITY.

REV	DESCRIPTION	DATE	APPR
A	PER ECN 5421	03/21/00	HN
B	PER ECN 7427	05/07/04	JM
C	PER ECN 9024	08/06/07	JEM
D	PER ECN 10095	11/30/09	JEM

DESCRIPTION: TNC SERIES



INTERFACE DESIGN STANDARD		PALEO CONNECTOR 22 GREAT HILL ROAD, NAUGATUCK, CT. 06770 PHONE: (203) 729-9090 FAX: (203) 723-1794	REV	DESCRIPTION	DATE	APPR
IDS-41			A	PER ECN 5421	03/21/00	HN
PAGE 3 OF 3	DATE: 02/28/94		B	PER ECN 7427	05/07/04	JM
DRAWN: JEM	APPROVED: HN		C	PER ECN 9024	08/06/07	JEM
		D	PER ECN 10095	11/30/09	JEM	

DESCRIPTION: TNC SERIES

DIMENSIONS ARE TO MIL-STD-348A.

