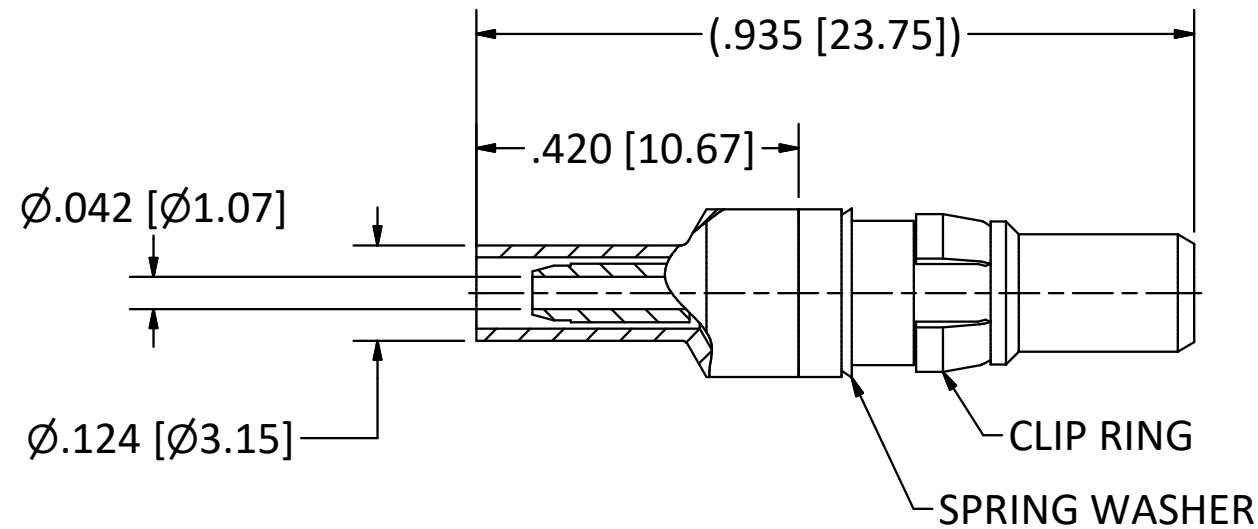
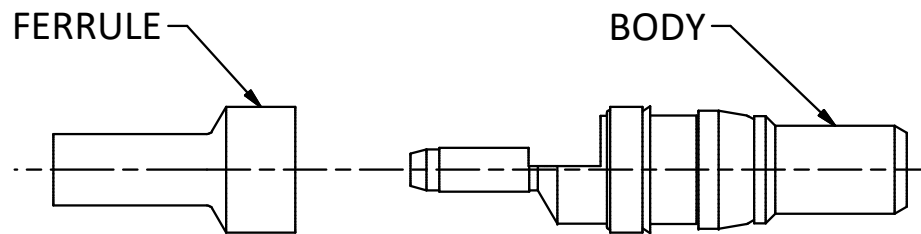


4

3

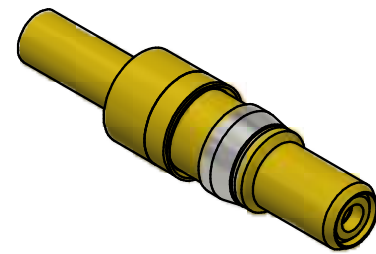
2

1



NOTES:

- 1. SPECIFICATIONS PER IDS-15J.
 - 2. FERRULE SHIPPED LOOSE.
 - 3. ACCOMMODATES RG-178 OR RG-196 CABLE.
 - 4. CRIMP USING .105 HEX DIE SET Y-196 (M22520/5-03).
 - 5. MAGNETISM: <math>< 1.00000 \text{ mu}</math>.
- HOUSING:** D-SUBMINIATURE, SIZE 8 CAVITY.



SCALE 2.5 : 1

REV.	DESCRIPTION	DATE	BY
G	PER ECN 14103	2/24/2022	A.P
F	PER ECN 13336	05/28/19	JEM
E	PER ECN 10920	08/13/10	JEM

This drawing embodies a proprietary design of The Phoenix Company of Chicago, Inc., Naugatuck, CT 06770. All design, manufacturing, reproduction, use, sale, and other rights regarding the same are expressly reserved. The information in this drawing may be covered completely or in part by patents and/or patents pending.

WARNING - THIS DOCUMENT CONTAINS TECHNICAL DATA WHOSE EXPORT IS RESTRICTED BY THE ARMS EXPORT CONTROL ACT (TITLE 22, U.S.C., SEC 2751, ET. SEQ.) OR THE EXPORT ADMINISTRATION ACT OF 1979, AS AMENDED, TITLE 50, U.S.C., APP 2401 ET SEQ. VIOLATIONS OF THESE EXPORT LAWS ARE SUBJECT TO SEVERE CRIMINAL PENALTIES. DISSEMINATE IN ACCORDANCE WITH PROVISIONS OF DOD DIRECTIVE 5230.25.

Filename: ver2\Autodesk Inventor Data Base\Assemblies\15 Series\15-0080-0400J-CU.idw		
UNLESS OTHERWISE SPECIFIED, PHOENIX WORKMANSHIP STANDARDS APPLY DIMENSIONS IN INCHES OR (METRIC) DO NOT SCALE PRINTS TOLERANCES ARE: FRACTIONS: $\pm 1/64$ DECIMALS: $.XX \pm .01$ $.XXX \pm .003$ ANGLES: $\pm 1/2'$	APPROVALS	DATE
	DRAWN HN	11/22/1977
	CHECKED DLD	11/22/1977
	QA	
	MFG	
ENGINEER HN	11/22/1977	
APPROVED DLD	5/28/2019	

The PHOENIX Company of Chicago, Inc.					
22 GREAT HILL RD., NAUGATUCK, CT 06770 WWW.PHOENIXOFCHICAGO.COM PHONE: (800) 323-9562 FAX:(630) 206-1801					
TITLE PDM PLUG, CRIMP TERMINATION					
SIZE B	FSCM 58167	DWG NO 15-0080-0400J	REV G	PLATING OPT.	
SCALE 4 : 1	F.S.R. #	SHEET 1 OF 1			

4

3

2

1