

4

3

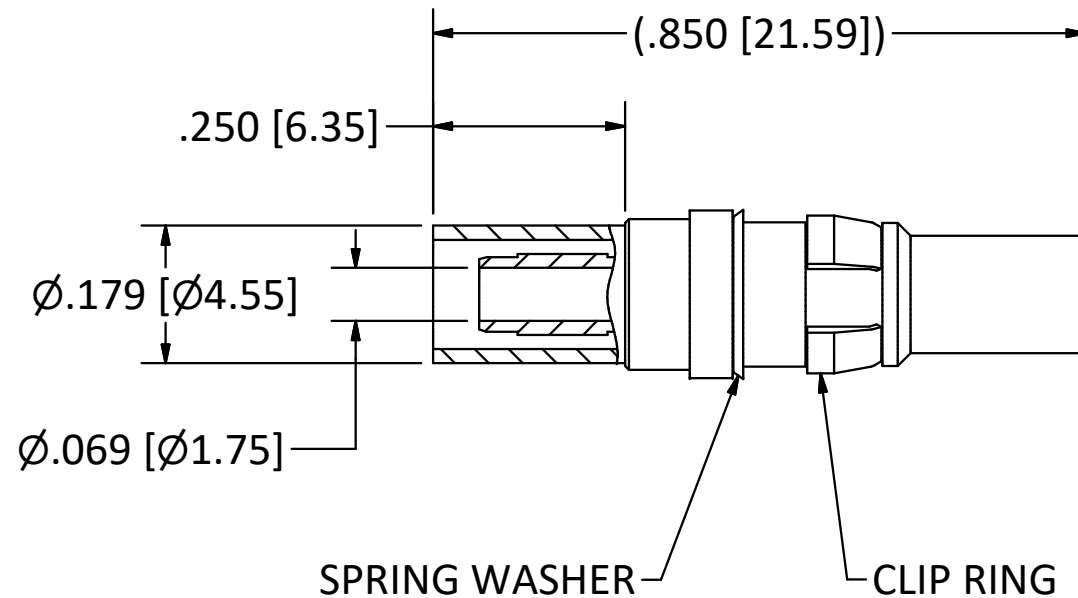
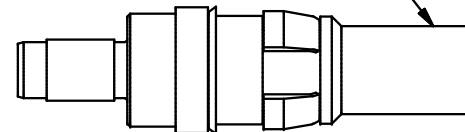
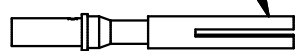

2

1

FERRULE

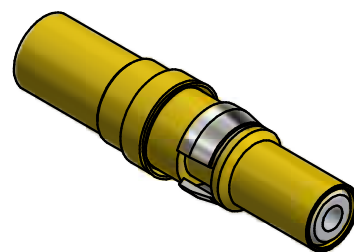
CONTACT

BODY



NOTES:

1. SPECIFICATIONS PER IDS-15.
  2. CONTACT AND FERRULE SHIPPED LOOSE.
  3. ACCOMMODATES RG-316 DOUBLE SHIELD (M17/152) CABLE.
  4. CRIMP USING .151 HEX DIE (M22520/5-37).
- HOUSING:** D-SUBMINIATURE, SIZE 8 CAVITY.



SCALE 2.5 : 1

C	PER ECN 10232	3/15/10	JEM
B	PER ECN 4680	8/31/98	HN
A	PER ECN 4507	5/21/98	HN
REV	DESCRIPTION	DATE	BY

This drawing embodies a proprietary design of The Phoenix Company of Chicago, Inc., Naugatuck, CT 06770. All design, manufacturing, reproduction, use, sale, and other rights regarding the same are expressly reserved. The information in this drawing may be covered completely or in part by patents and/or patents pending.

WARNING - THIS DOCUMENT CONTAINS TECHNICAL DATA WHOSE EXPORT IS RESTRICTED BY THE ARMS EXPORT CONTROL ACT (TITLE 22, U.S.C., SEC 2751, ET. SEQ.) OR THE EXPORT ADMINISTRATION ACT OF 1979, AS AMENDED, TITLE 50, U.S.C., APP 2401 ET SEQ. VIOLATIONS OF THESE EXPORT LAWS ARE SUBJECT TO SEVERE CRIMINAL PENALTIES. DISSEMINATE IN ACCORDANCE WITH PROVISIONS OF DOD DIRECTIVE 5230.25.

Filename: \Autodesk Inventor Data Base\Assemblies\78 Series\78-1080-0670-CU-Layout for C Sized Drawing.idw

UNLESS OTHERWISE SPECIFIED, PHOENIX WORKMANSHIP STANDARDS APPLY DIMENSIONS IN INCHES OR (METRIC)

DO NOT SCALE PRINTS  
TOLERANCES ARE:  
FRACTIONS:  $\pm 1/64$   
DECIMALS:  $.XX \pm .01$   
 $.XXX \pm .003$   
ANGLES:  $\pm 1/2^\circ$



APPROVALS	DATE
DRAWN EY	5/20/1998
CHECKED HN	5/20/1998
QA	
MFG	
ENGINEER EY	5/20/1998
APPROVED HN	5/20/1998

The **PHOENIX** Company of Chicago, Inc.

22 GREAT HILL RD., NAUGATUCK, CT 06770  
WWW.PHOENIXOFCHICAGO.COM  
PHONE: (800) 323-9562 FAX:(630) 206-1801

TITLE <b>PDM PLUG, DOUBLE-CRIMP TERMINATION</b>			
SIZE <b>B</b>	FSCM 58167	DWG NO <b>15-0090-2670</b>	REV C
PLATING OPT. A, B, C, D	SCALE 4 : 1	F.S.R. #	SHEET 1 OF 1

4

3

2

1