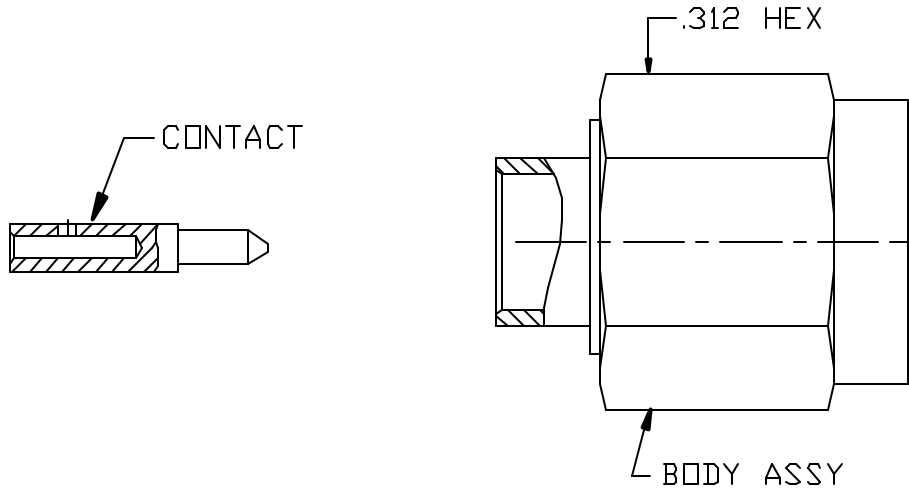


CABLE ASSEMBLY PROCEDURE	
P/N	22-0200-1418
PAGE 1 OF 1	DATE: 06/28/02
DRAWN: RVR	APPROVED: HN
FOR USE WITH RG-402 CABLE	

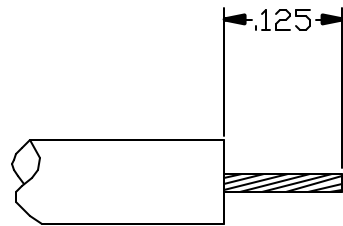
PALEO
CONNECTOR

22 GREAT HILL ROAD, NAUGATUCK, CT. 06770
PHONE: (203) 729-9090 FAX: (203) 723-1794

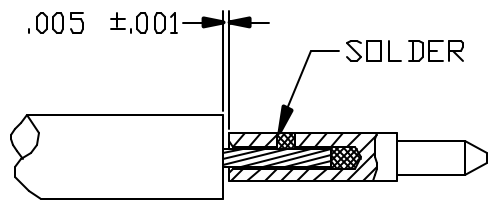
REV	DESCRIPTION	DATE	APPR
A	PER ECN 6668	06/28/02	HN
B	PER ECN 6901	02/14/03	HN
C	PER ECN 10711	11/16/10	JEM



STEP 1
TRIM CABLE TO DIMENSION SHOWN.



STEP 2
SOLDER CENTER CONTACT TO CENTER CONDUCTOR. SHIM GAP TO DIMENSION SHOWN.



STEP 3
INSERT CABLE INTO BODY UNTIL OUTER CONDUCTOR FLUSH WITH BODY SHOULDER. SOLDER OUTER CONDUCTOR IN BODY. CLEAN.

