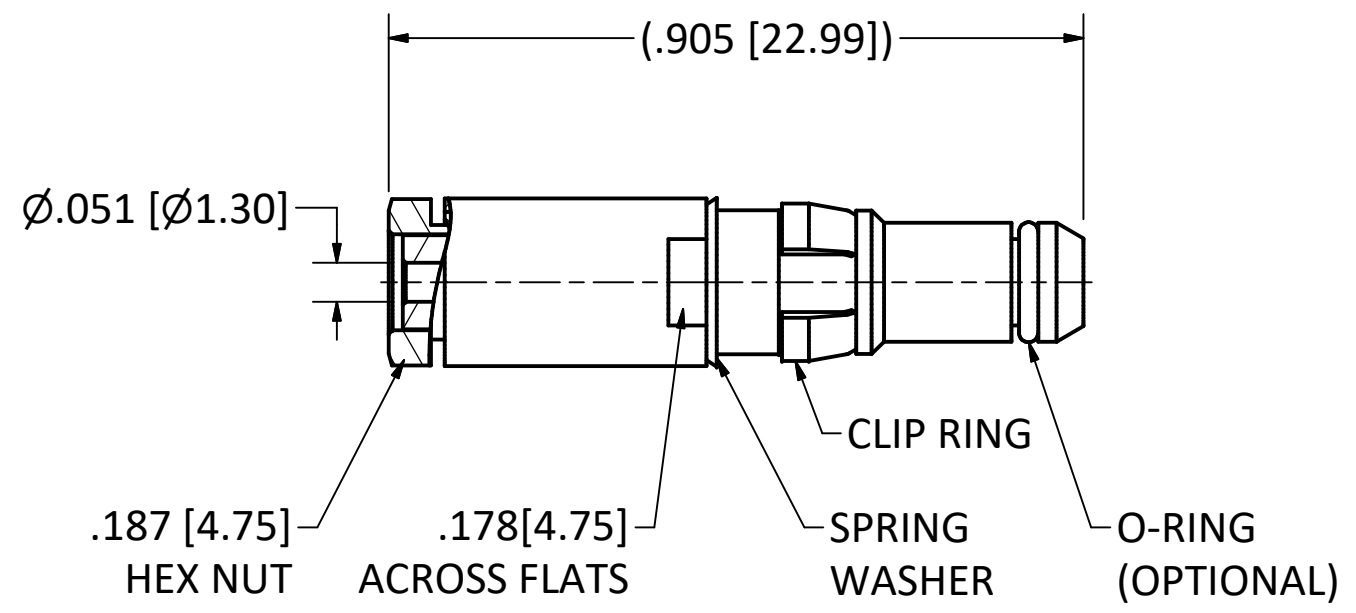
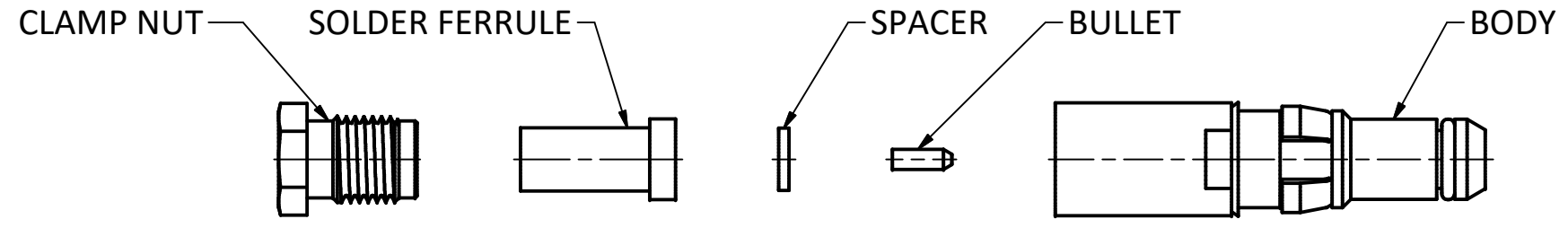
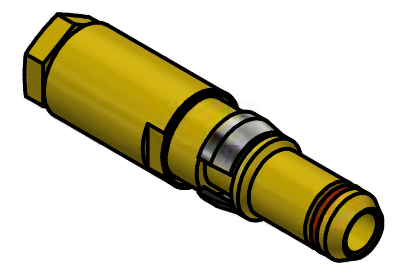


4 | 3 | 2 | 1



NOTES:  
 1. SPECIFICATIONS PER IDS-26.  
 2. BULLET, CLAMP NUT, SPACER, AND SOLDER FERRULE SHIPPED LOOSE.  
 3. ACCOMMODATES M17/151 (.047 SEMI-RIGID) OR EQUIVALENT FLEXIBLE CABLE.  
**HOUSING:** D-SUBMINIATURE, SIZE 8 CAVITY.

PART NUMBER	O-RING OPTIONS
26-0030-0470	NONE
26-0031-0470	ENVIRONMENTAL
26-0033-0470	EMI SPRING
26-0035-0470	GROUNDING RING



SCALE 2.5 : 1

REV.	DESCRIPTION	DATE	BY
J	ENC 11002	6/22/11	JEM
H	ECN 10787	12/13/10	JEM
G	ECN 10500	8/5/10	JEM
F	ECN 3995	7/28/97	HN

This drawing embodies a proprietary design of The Phoenix Company of Chicago, Inc., Naugatuck, CT 06770. All design, manufacturing, reproduction, use, sale, and other rights regarding the same are expressly reserved. The information in this drawing may be covered completely or in part by patents and/or patents pending.

WARNING - THIS DOCUMENT CONTAINS TECHNICAL DATA WHOSE EXPORT IS RESTRICTED BY THE ARMS EXPORT CONTROL ACT (TITLE 22, U.S.C., SEC 2751, ET. SEQ.) OR THE EXPORT ADMINISTRATION ACT OF 1979, AS AMENDED, TITLE 50, U.S.C., APP 2401 ET SEQ. VIOLATIONS OF THESE EXPORT LAWS ARE SUBJECT TO SEVERE CRIMINAL PENALTIES. DISSEMINATE IN ACCORDANCE WITH PROVISIONS OF DOD DIRECTIVE 5230.25.

Filename: ver2\Autodesk Inventor Data Base\Assemblies\26 Series\26-003X-0470-CU.idw		
UNLESS OTHERWISE SPECIFIED, PHOENIX WORKMANSHIP STANDARDS APPLY DIMENSIONS IN INCHES OR (METRIC)  DO NOT SCALE PRINTS  TOLERANCES ARE: FRACTIONS: ± 1/64 DECIMALS: .XX ± .01 .XXX ± .003 ANGLES: ± 1/2°	APPROVALS	DATE
	DRAWN	7/26/1989
	CHECKED	7/26/1989
	QA	
	MFG	
	ENGINEER	7/26/1989
APPROVED	7/26/1989	

**The PHOENIX Company of Chicago, Inc.**  
 22 GREAT HILL RD., NAUGATUCK, CT 06770  
 WWW.PHOENIXOFCHICAGO.COM  
 PHONE: (800) 323-9562 FAX:(630) 206-1801

TITLE: **PKZ® PLUG, SOLDER/CLAMP TERMINATION**

SIZE	FSCM	DWG NO	REV	PLATING OPT.
B	58167	<b>26-003X-0470</b>	J	A, B, C, D

SCALE 2.5 : 1 | F.S.R. # | SHEET 1 OF 1

4 | 3 | 2 | 1