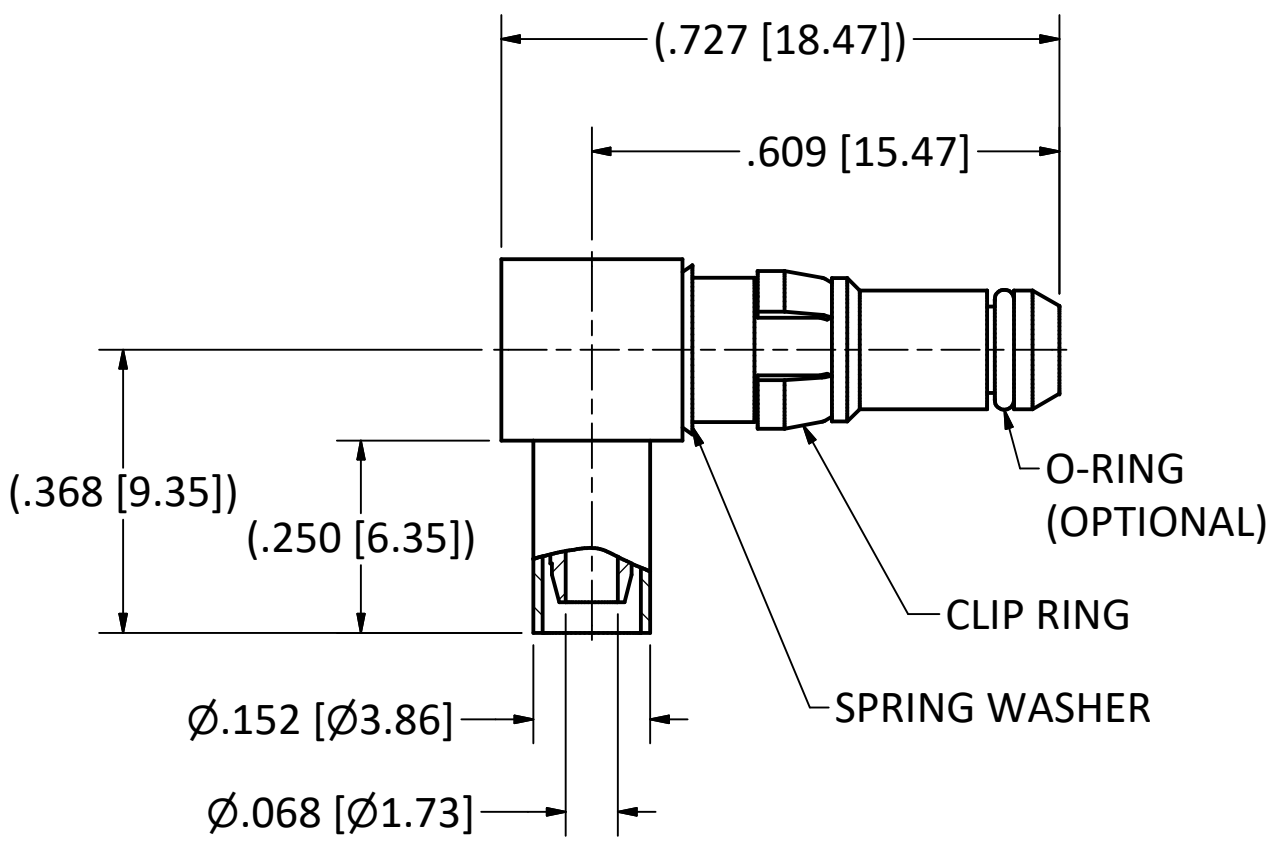
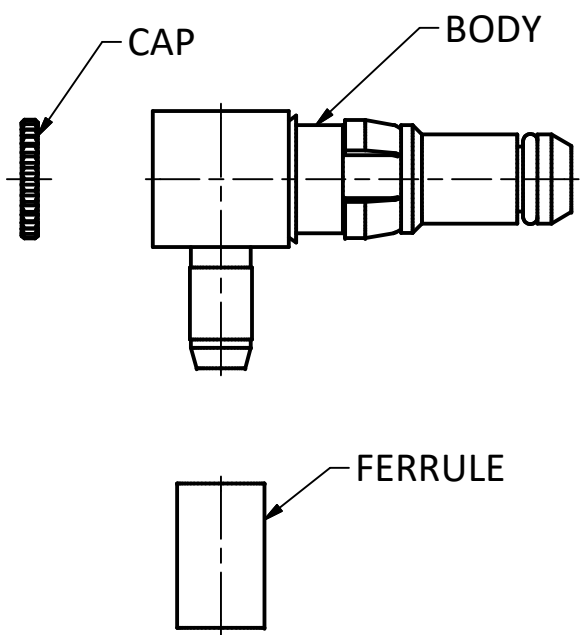


4

3

2

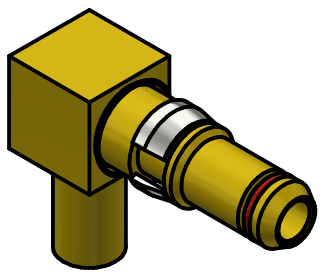
1



NOTES:

- 1. SPECIFICATIONS PER IDS-26.
 - 2. CAP AND FERRULE SHIPPED LOOSE.
 - 3. ACCOMMODATES RG-174, RG-179, RG-187, RG-188, OR RG-316 CABLE.
 - 4. CRIMP USING .128 HEX DIE (M22520/5-03).
- HOUSING:** D-SUBMINIATURE, SIZE 8 CAVITY.

PART NUMBER	O-RING OPTIONS
26-0580-0670	NONE
26-0581-0670	ENVIRONMENTAL
26-0583-0670	EMI SPRING
26-0585-0670	GROUNDING RING



SCALE 2.5 : 1

REV.	DESCRIPTION	DATE	BY
C	ECN 11120	9/12/11	JEM
B	ECN 9580	10/21/08	JEM
A	ECN 9079	10/2/07	JM

This drawing embodies a proprietary design of The Phoenix Company of Chicago, Inc., Naugatuck, CT 06770. All design, manufacturing, reproduction, use, sale, and other rights regarding the same are expressly reserved. The information in this drawing may be covered completely or in part by patents and/or patents pending.

WARNING - THIS DOCUMENT CONTAINS TECHNICAL DATA WHOSE EXPORT IS RESTRICTED BY THE ARMS EXPORT CONTROL ACT (TITLE 22, U.S.C., SEC 2751, ET. SEQ.) OR THE EXPORT ADMINISTRATION ACT OF 1979, AS AMENDED, TITLE 50, U.S.C., APP 2401 ET SEQ. VIOLATIONS OF THESE EXPORT LAWS ARE SUBJECT TO SEVERE CRIMINAL PENALTIES. DISSEMINATE IN ACCORDANCE WITH PROVISIONS OF DOD DIRECTIVE 5230.25.

Filename: ver2\Autodesk Inventor Data Base\Assemblies\26 Series\26-0585-0670-CU.idw

UNLESS OTHERWISE SPECIFIED, PHOENIX WORKMANSHIP STANDARDS APPLY DIMENSIONS IN INCHES OR (METRIC)	APPROVALS	DATE
DO NOT SCALE PRINTS TOLERANCES ARE: FRACTIONS: ± 1/64 DECIMALS: .XX ± .01 .XXX ± .003 ANGLES: ± 1/2°	DRAWN	4/21/2010
	CHECKED	4/21/2010
	QA	
	MFG	
	ENGINEER	4/21/2010
APPROVED	JEM	4/21/2010

The PHOENIX Company of Chicago, Inc.
 22 GREAT HILL RD., NAUGATUCK, CT 06770
 WWW.PHOENIXOFCHICAGO.COM
 PHONE: (800) 323-9562 FAX:(630) 206-1801

TITLE
PkZ® RIGHT ANGLE PLUG, CRIMP TERMINATION

SIZE	FSCM	DWG NO	REV	PLATING OPT.
B	58167	26-058X-0670	C	A, B, C, D

SCALE 2.5 : 1 F.S.R. # SHEET 1 OF 1

4

3

2

1