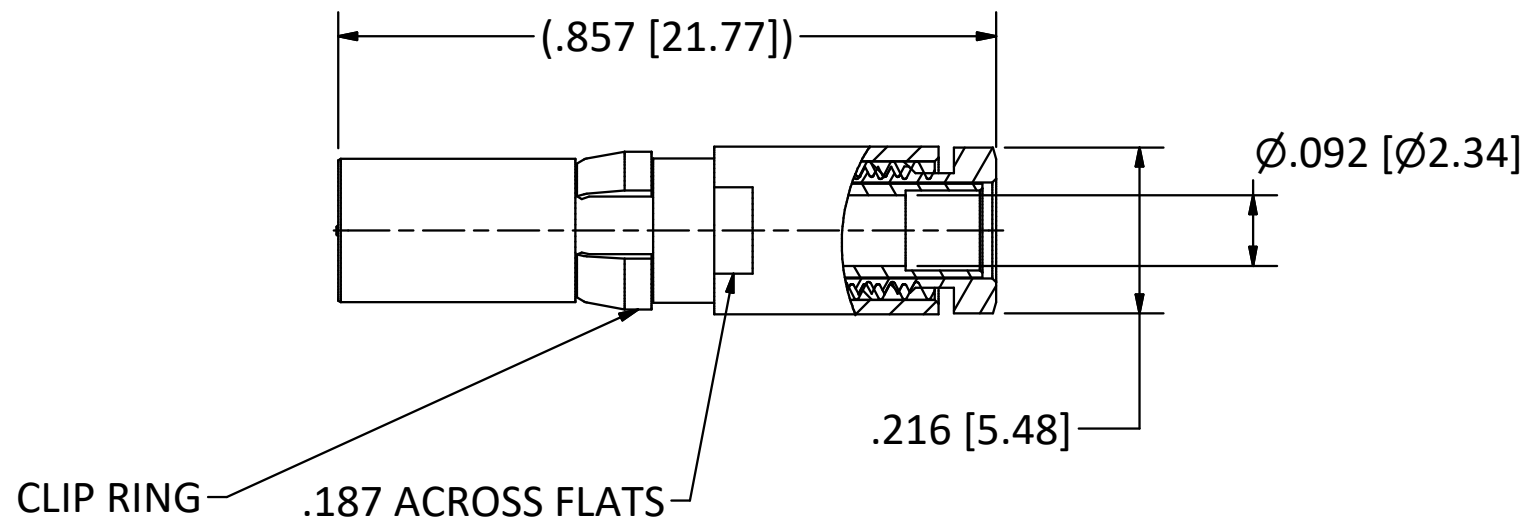
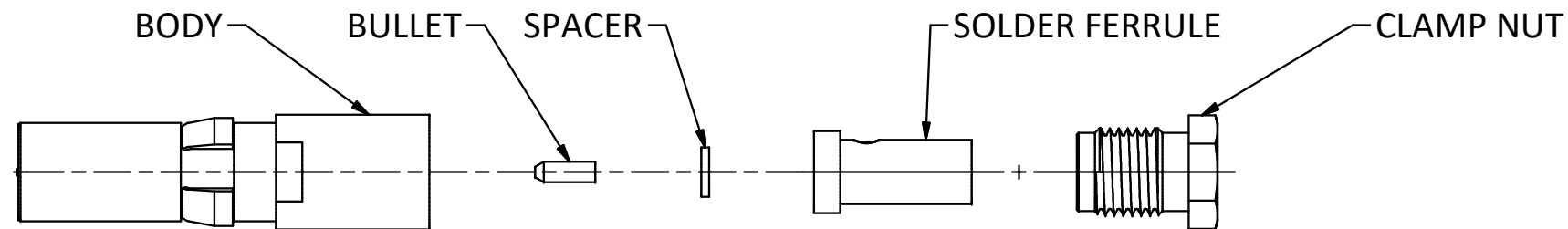


4

3

2

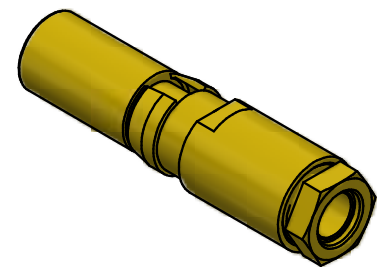
1



NOTES:

- 1. SPECIFICATIONS PER IDS-26J.
- 2. BULLET, CLAMP NUT, SOLDER FERRULE, AND SPACER SHIPPED LOOSE.
- 3. ACCOMMODATES RG-174, RG-179, RG-187, RG-188, OR RG-316 CABLE.
- 4. MAGNETISM: <1.00000 mu.

PART NUMBER	O-RING OPTIONS
26-XXX0-XXXX	NONE
26-XXX1-XXXX	ENVIRONMENTAL
26-XXX3-XXXX	EMI SPRING
26-XXX5-XXXX	GROUNDING RING



SCALE 2.5 : 1

REV	DESCRIPTION	DATE	BY
O	PER ECN 11010	09/11/09	JEM
N	PER ECN 10698	11/10/10	JEM
M	PER ECN 10281	04/14/10	JEM
L	PER ECN 10022	06/24/11	JEM

This drawing embodies a proprietary design of The Phoenix Company of Chicago, Inc., Naugatuck, CT 06770. All design, manufacturing, reproduction, use, sale, and other rights regarding the same are expressly reserved. The information in this drawing may be covered completely or in part by patents and/or patents pending.

WARNING - THIS DOCUMENT CONTAINS TECHNICAL DATA WHOSE EXPORT IS RESTRICTED BY THE ARMS EXPORT CONTROL ACT (TITLE 22, U.S.C., SEC 2751, ET. SEQ.) OR THE EXPORT ADMINISTRATION ACT OF 1979, AS AMENDED, TITLE 50, U.S.C., APP 2401 ET SEQ. VIOLATIONS OF THESE EXPORT LAWS ARE SUBJECT TO SEVERE CRIMINAL PENALTIES. DISSEMINATE IN ACCORDANCE WITH PROVISIONS OF DOD DIRECTIVE 5230.25.

Filename: ver2\Autodesk Inventor Data Base\Assemblies\26 Series\26-1030-0670J-CU.idw

UNLESS OTHERWISE SPECIFIED, PHOENIX WORKMANSHIP STANDARDS APPLY DIMENSIONS IN INCHES OR (METRIC)

DO NOT SCALE PRINTS
TOLERANCES ARE:
FRACTIONS: ± 1/64
DECIMALS: .XX ± .01
.XXX ± .003
ANGLES: ± 1/2°



APPROVALS	DATE
DRAWN EK	9/11/09
CHECKED JEM	9/11/09
QA	
MFG	
ENGINEER MS	9/11/09
APPROVED JEM	9/11/09

The PHOENIX Company of Chicago, Inc.

22 GREAT HILL RD., NAUGATUCK, CT 06770
WWW.PHOENIXOFCHICAGO.COM
PHONE: (800) 323-9562 FAX:(630) 206-1801

TITLE PKZ® RECEPTACLE, SOLDER/CLAMP TERMINATION				
SIZE B	FSCM 58167	DWG NO 26-1030-0670J	REV O	PLATING OPT. J
SCALE 4 : 1		F.S.R. #	SHEET 1 OF 1	

4

3

2

1