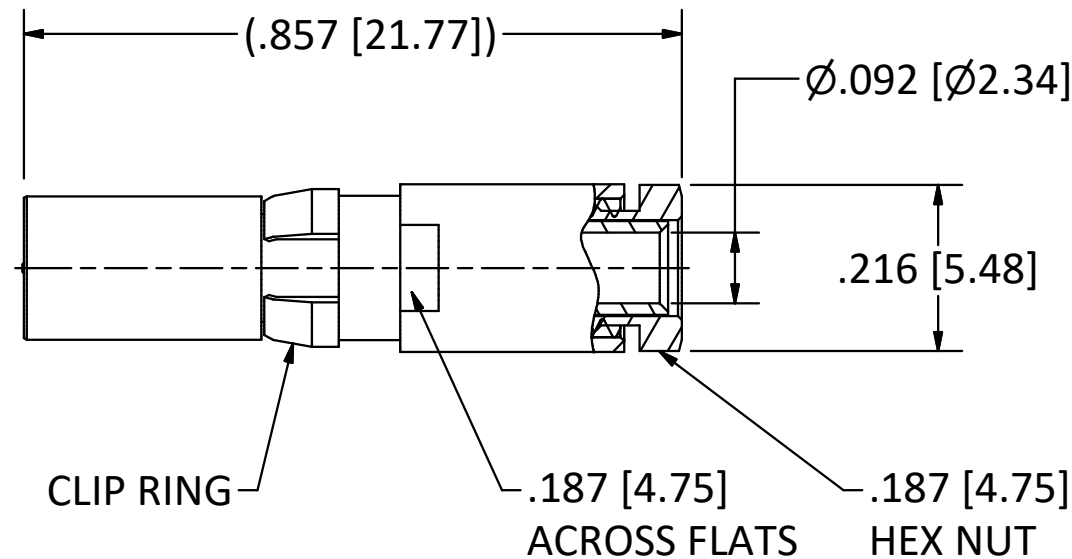
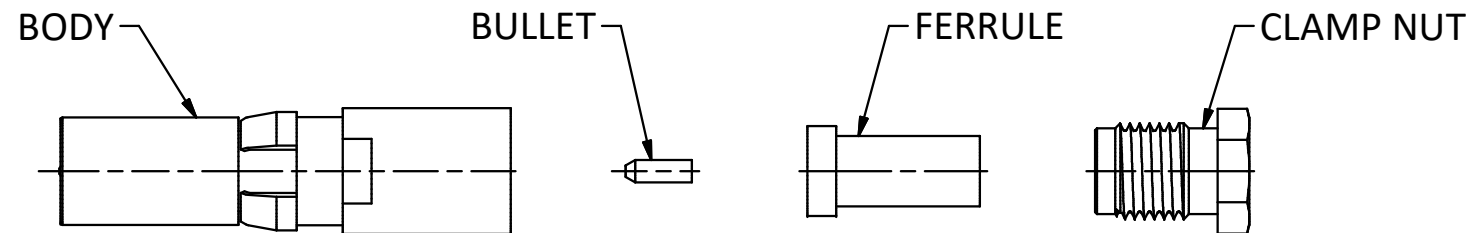


4

3

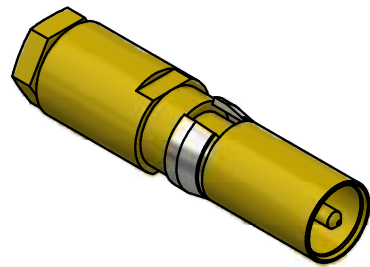
2

1



NOTES:

- 1. SPECIFICATIONS PER IDS-26.
 - 2. CLAMP NUT, FERRULE, AND BULLET SHIPPED LOOSE.
 - 3. ACCOMMODATES RG-405 (.086 SEMI-RIGID) OR EQUIVALENT FLEXIBLE CABLE.
- HOUSING:** D-SUBMINIATURE, SIZE 8 CAVITY.



SCALE 2.5 : 1

REV.	DESCRIPTION	DATE	BY
T	ECN 13607	12/9/2020	JEM
S	ECN 11011	6/24/11	JEM
R	ECN 10687	11/5/10	JEM
P	ECN 10226	3/09/10	JEM
N	ECN 9709	12/10/08	JEM
M	ECN 6770	10/17/02	HN

This drawing embodies a proprietary design of The Phoenix Company of Chicago, Inc., Naugatuck, CT 06770. All design, manufacturing, reproduction, use, sale, and other rights regarding the same are expressly reserved. The information in this drawing may be covered completely or in part by patents and/or patents pending.

WARNING - THIS DOCUMENT CONTAINS TECHNICAL DATA WHOSE EXPORT IS RESTRICTED BY THE ARMS EXPORT CONTROL ACT (TITLE 22, U.S.C., SEC 2751, ET. SEQ.) OR THE EXPORT ADMINISTRATION ACT OF 1979, AS AMENDED, TITLE 50, U.S.C., APP 2401 ET SEQ. VIOLATIONS OF THESE EXPORT LAWS ARE SUBJECT TO SEVERE CRIMINAL PENALTIES. DISSEMINATE IN ACCORDANCE WITH PROVISIONS OF DOD DIRECTIVE 5230.25.

Filename: ver2\Autodesk Inventor Data Base\Assemblies\26 Series\26-1030-0860-CU.idw

UNLESS OTHERWISE SPECIFIED, PHOENIX WORKMANSHIP STANDARDS APPLY DIMENSIONS IN INCHES OR (METRIC)

DO NOT SCALE PRINTS
TOLERANCES ARE:
FRACTIONS: ± 1/64
DECIMALS: .XX ± .01
.XXX ± .003
ANGLES: ± 1/2°



APPROVALS	DATE
DRAWN MY	3/8/1991
CHECKED HN	3/8/1991
QA	
MFG	
ENGINEER YT	3/8/1991
APPROVED HN	3/8/1991

The **PHOENIX** Company of Chicago, Inc.

22 GREAT HILL RD., NAUGATUCK, CT 06770
WWW.PHOENIXOFCHICAGO.COM
PHONE: (800) 323-9562 FAX:(630) 206-1801

TITLE
PKZ® RECEPTACLE, SOLDER/CLAMP TERMINATION

SIZE B	FSCM 58167	DWG NO 26-1030-0860	REV T	PLATING OPT. A, B, C, D
SCALE 2.5 : 1	F.S.R. #	SHEET 1	OF 1	

4

3

2

1