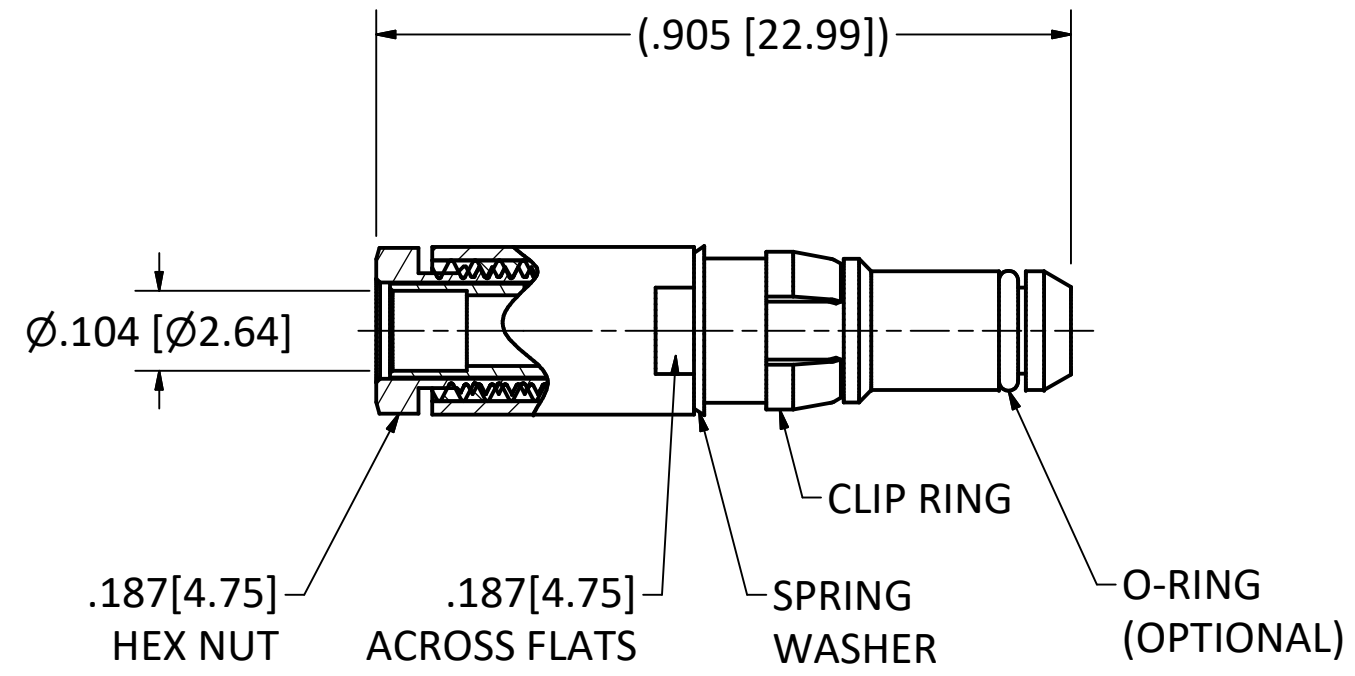
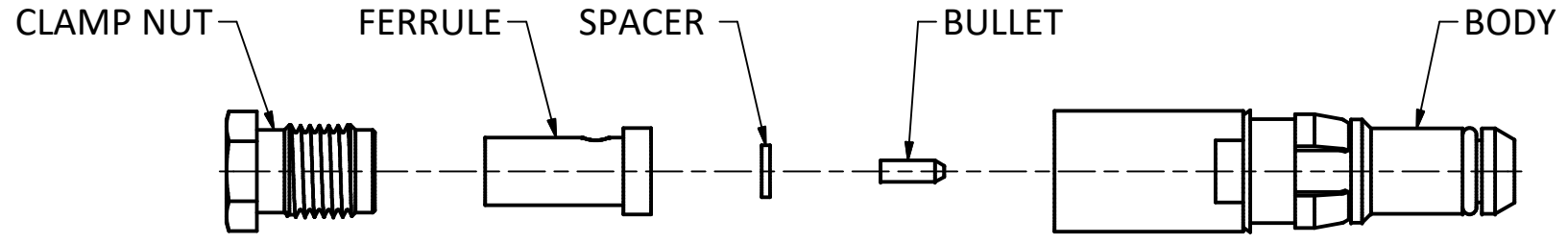
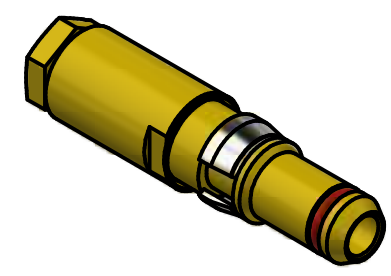


4 | 3 | 2 | 1



NOTES:
 1. SPECIFICATIONS PER IDS-26.
 2. CLAMP NUT, FERRULE, SPACER, AND BULLET SHIPPED LOOSE.
 3. ACCOMMODATES RG-174, RG-179, RG-187, RG-188, OR RG-316 CABLE.
HOUSING: DIN 41612, SIZE 8 CAVITY.

PART NUMBER	O-RING OPTIONS
26D-0030-0670	NONE
26D-0031-0670	ENVIRONMENTAL
26D-0033-0670	EMI SPRING
26D-0035-0670	GROUNDING RING



SCALE 2.5 : 1

REV	DESCRIPTION	DATE	BY
G	ECN 13810	7/9/20	JEM
F	ECN 10999	6/11/11	JEM
E	ECN 10696	11/10/10	JEM
D	ECN 10101	12/03/09	JEM
C	ECN 7556	7/27/04	JEM
B	ECN 3380	4/22/96	HN

This drawing embodies a proprietary design of The Phoenix Company of Chicago, Inc., Naugatuck, CT 06770. All design, manufacturing, reproduction, use, sale, and other rights regarding the same are expressly reserved. The information in this drawing may be covered completely or in part by patents and/or patents pending.

WARNING - THIS DOCUMENT CONTAINS TECHNICAL DATA WHOSE EXPORT IS RESTRICTED BY THE ARMS EXPORT CONTROL ACT (TITLE 22, U.S.C., SEC 2751, ET. SEQ.) OR THE EXPORT ADMINISTRATION ACT OF 1979, AS AMENDED, TITLE 50, U.S.C., APP 2401 ET SEQ. VIOLATIONS OF THESE EXPORT LAWS ARE SUBJECT TO SEVERE CRIMINAL PENALTIES. DISSEMINATE IN ACCORDANCE WITH PROVISIONS OF DOD DIRECTIVE 5230.25.

Filename: ver2\Autodesk Inventor Data Base\Assemblies\26 Series\26D-003X-0670-CU.idw		
UNLESS OTHERWISE SPECIFIED, PHOENIX WORKMANSHIP STANDARDS APPLY DIMENSIONS IN INCHES OR (METRIC) DO NOT SCALE PRINTS TOLERANCES ARE: FRACTIONS: ± 1/64 DECIMALS: .XX ± .01 .XXX ± .003 ANGLES: ± 1/2°	APPROVALS	DATE
	DRAWN EK	9/27/1995
	CHECKED JEM	9/27/1995
	QA	
	MFG	
	ENGINEER JSV	9/27/1995
APPROVED JEM	9/27/1995	

The PHOENIX Company of Chicago, Inc.
 22 GREAT HILL RD., NAUGATUCK, CT 06770
 WWW.PHOENIXOFCHICAGO.COM
 PHONE: (800) 323-9562 FAX:(630) 206-1801

TITLE
PKZ® PLUG, SOLDER/CLAMP TERMINATION

SIZE B	FSCM 58167	DWG NO 26D-003X-0670	REV G	PLATING OPT. A, B, C, D
SCALE 2.5 : 1		F.S.R. #	SHEET 1 OF 1	

4 | 3 | 2 | 1