

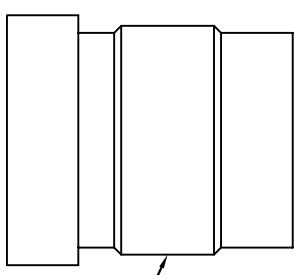
CABLE ASSEMBLY PROCEDURE	
P/N	68-0022-0861
PAGE 1 OF 2	DATE: 10/06/97
DRAWN: EK	APPROVED: JEM
FOR USE WITH RG-405 CABLE	

The **PHOENIX** Company of Chicago™  
 22 GREAT HILL RD., NAUGATUCK, CT 06770  
 WWW.PHOENIXOFCHICAGO.COM

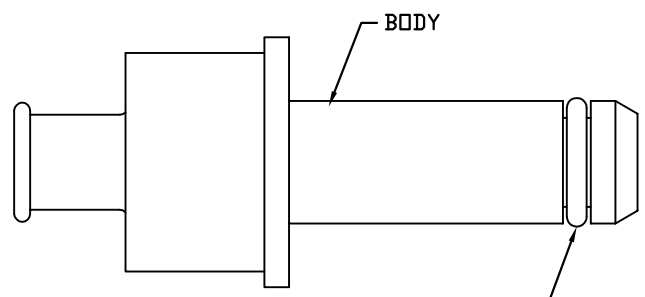
REV	DESCRIPTION	DATE	APPR
I	PER ECN 12694	11/14/17	JEM
J	PER ECN 13062	08/03/18	JEM
K	PER ECN 13383	07/02/19	JEM

NOTES: 1) DIMENSIONS ARE IN INCHES UNLESS OTHERWISE SPECIFIED [METRIC].

## RG-405 CABLE



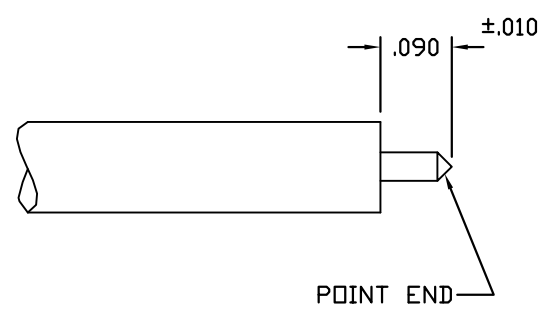
STABILIZING RING  
(68-0022-0861 ONLY)



BODY

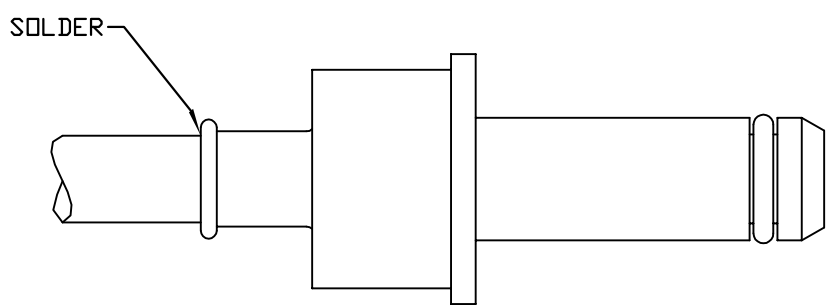
GASKET  
(OPTIONAL)

**STEP 1**  
 \*STRIP CABLE TO DIMENSION SHOWN.  
 POINT END 90°.



\*NOTE: ON 68-0022-0861 SLIDE STABILIZING RING ON FIRST.

**STEP 2**  
 SLIDE PREPARED CABLE INTO CONNECTOR  
 BODY AND SOLDER, CLEAN SOLDER JOINT.



CABLE ASSEMBLY PROCEDURE	
P/N	68-0022-0861
PAGE 2 OF 2	DATE: 10/06/97
DRAWN: EK	APPROVED: JEM
FOR USE WITH TFLEX 405 CABLE	

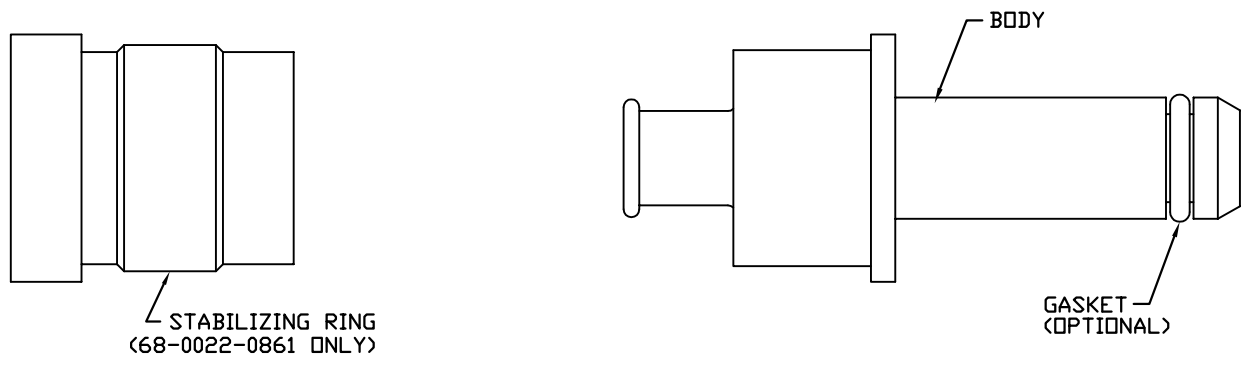
The **PHOENIX** Company of Chicago™  
 22 GREAT HILL RD., NAUGATUCK, CT 06770  
 WWW.PHOENIXOFCHICAGO.COM

REV	DESCRIPTION	DATE	APPR
H	PER ECN 11766	09/12/13	JEM
I	PER ECN 12694	11/14/17	JEM
J	PER ECN 13062	08/03/18	JEM
K	PER ECN 13383	07/02/19	JEM

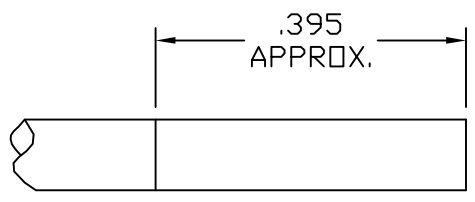
NOTES: 1) DIMENSIONS ARE IN INCHES UNLESS OTHERWISE SPECIFIED [METRIC].

## TFLEX 405 CABLE

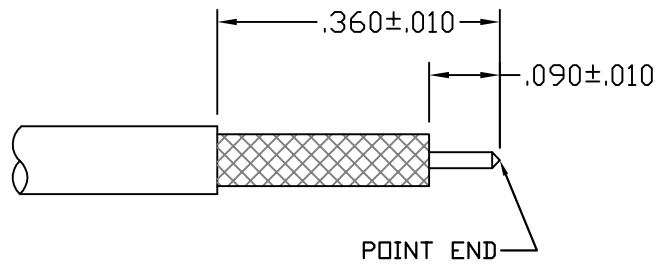
USE SHRINK TUBING.



**STEP 1**  
 DIP END OF CABLE INTO FLUX EF-6100 AND THEN TIN DIP CABLE TO DIMENSION SHOWN USING KESTER 60/40 SOLDER @ 500° F FOR SIX SECONDS MAX.



**STEP 2**  
 TRIM CABLE TO DIMENSIONS SHOWN. POINT TIP OF INNER CONDUCTOR AS SHOWN.



\*NOTE: ON 68-0022-0861 SLIDE STABILIZING RING ON FIRST.

**STEP 3**  
 SLIDE PREPARED CABLE INTO CONNECTOR BODY AND SOLDER, CLEAN SOLDER JOINT.

