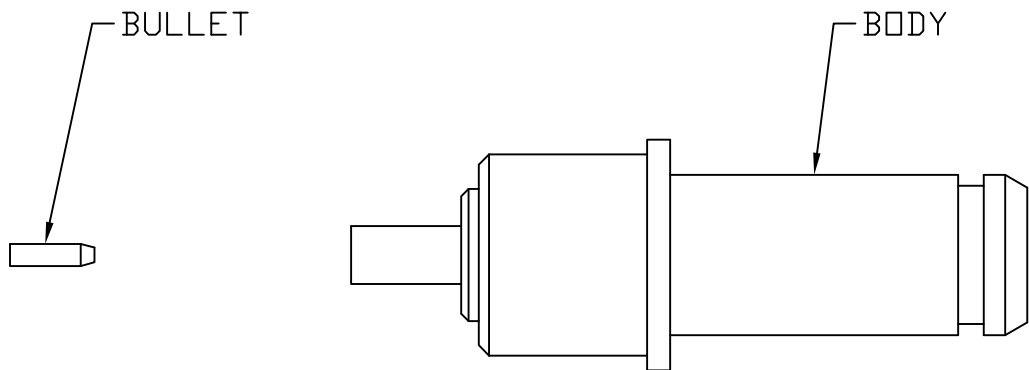


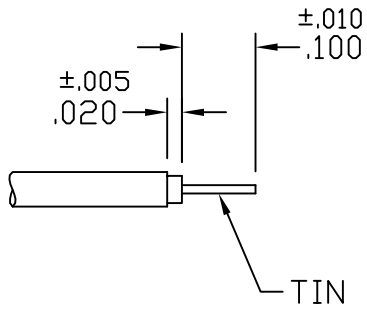
CABLE ASSEMBLY PROCEDURE	
P/N	78-0020-0470
PAGE 1 OF 1	DATE: 12/29/98
DRAWN: JEM	APPROVED: HN
FOR USE WITH M17/151 (.047 SR) CABLE	

The **PHOENIX** Company of Chicago™  
 22 GREAT HILL RD., NAUGATUCK, CT 06770  
 WWW.PHOENIXOFCHICAGO.COM  
 PHONE: (203) 729-9090 FAX: (203) 723-1794

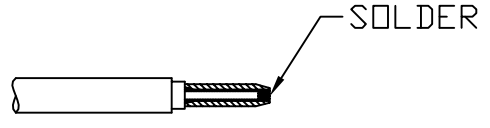
REV	DESCRIPTION	DATE	APPR
A	REL. ECN 4737	12/29/98	HN
B	PER ECN 13484	9/9/19	JEM



STEP 1  
 TRIM CABLE TO DIMENSIONS  
 SHOWN. TIN CENTER CONDUCTOR.



STEP 2  
 SLIDE BULLET ONTO CENTER CONDUCTOR  
 AND SOLDER. CLEAN SOLDER JOINT.



STEP 3  
 SLIDE CABLE INTO BODY,  
 BOTTOM CABLE IN BODY AND  
 SOLDER, CLEAN SOLDER JOINT.

