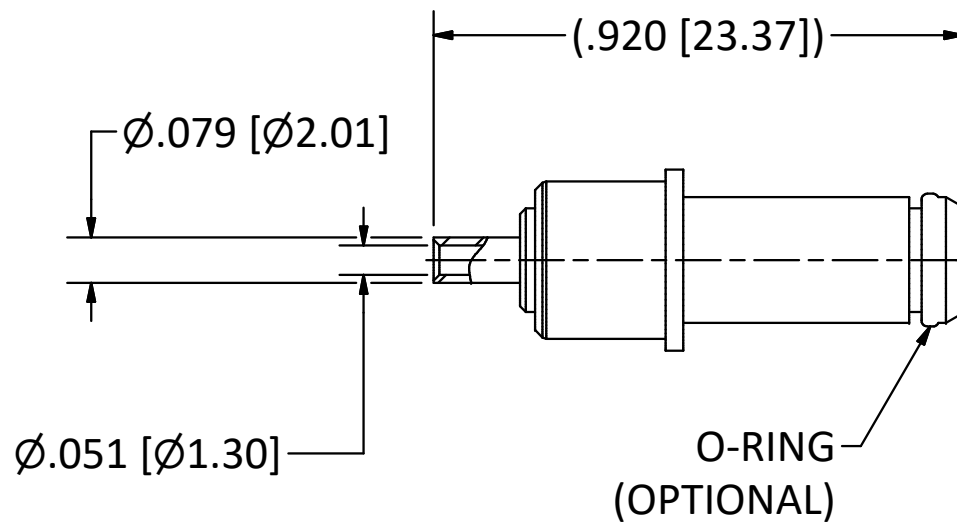
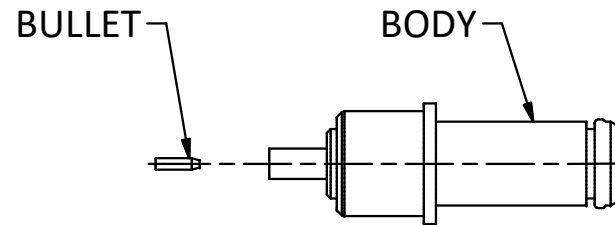


4

3

2

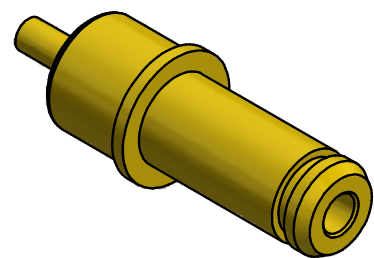
1



NOTES:

- 1. SPECIFICATIONS PER IDS-78.
  - 2. BULLET SHIPPED LOOSE.
  - 3. ACCOMMODATES M17/151 (.047 SEMI-RIGID) OR EQUIVALENT FLEXIBLE CABLE.
- HOUSING:** MIL-C-38999 SERIES I-IV AND MIGHTY MOUSE SERIES 80, SIZE 8 CAVITY.

PART NUMBER	O-RING OPTIONS
78-0020-0470	NONE
78-0025-0470	GROUNDING RING



SCALE 2.5 : 1

B	REL ECN 13484	9/9/19	JEM
A	REL ECN 4837	12/21/98	HN
REV	DESCRIPTION	DATE	BY

This drawing embodies a proprietary design of The Phoenix Company of Chicago, Inc., Naugatuck, CT 06770. All design, manufacturing, reproduction, use, sale, and other rights regarding the same are expressly reserved. The information in this drawing may be covered completely or in part by patents and/or patents pending.

WARNING - THIS DOCUMENT CONTAINS TECHNICAL DATA WHOSE EXPORT IS RESTRICTED BY THE ARMS EXPORT CONTROL ACT (TITLE 22, U.S.C., SEC 2751, ET. SEQ.) OR THE EXPORT ADMINISTRATION ACT OF 1979, AS AMENDED, TITLE 50, U.S.C., APP 2401 ET SEQ. VIOLATIONS OF THESE EXPORT LAWS ARE SUBJECT TO SEVERE CRIMINAL PENALTIES. DISSEMINATE IN ACCORDANCE WITH PROVISIONS OF DOD DIRECTIVE 5230.25.

Filename: ver2\Autodesk Inventor Data Base\Assemblies\78 Series\78-002X-0470-CU.idw

UNLESS OTHERWISE SPECIFIED, PHOENIX WORKMANSHIP STANDARDS APPLY DIMENSIONS IN INCHES OR (METRIC)

DO NOT SCALE PRINTS  
TOLERANCES ARE:  
FRACTIONS: ± 1/64  
DECIMALS: .XX ± .01  
.XXX ± .003  
ANGLES: ± 1/2°



APPROVALS	DATE
DRAWN JEM	12/21/1998
CHECKED HN	12/21/1998
QA	
MFG	
ENGINEER JEM	12/21/1998
APPROVED HN	12/21/1998

**The PHOENIX Company of Chicago, Inc.**  
22 GREAT HILL RD., NAUGATUCK, CT 06770  
WWW.PHOENIXOFCHICAGO.COM  
PHONE: (800) 323-9562 FAX:(630) 206-1801

TITLE  
**PKZ® PLUG, DIRECT SOLDER TERMINATION**

SIZE <b>B</b>	FSCM 58167	DWG NO <b>78-002X-0470</b>	REV B	PLATING OPT. A, B, C, D
SCALE 3 : 1		F.S.R. #	SHEET 1 OF 1	

4

3

2

1