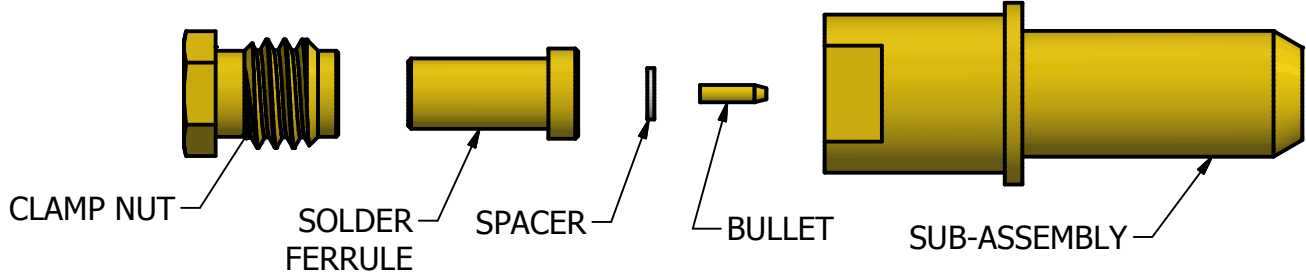
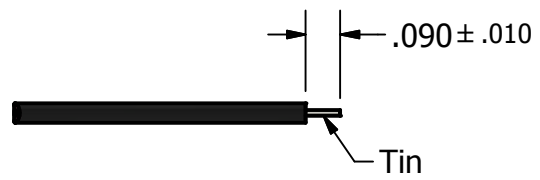


2

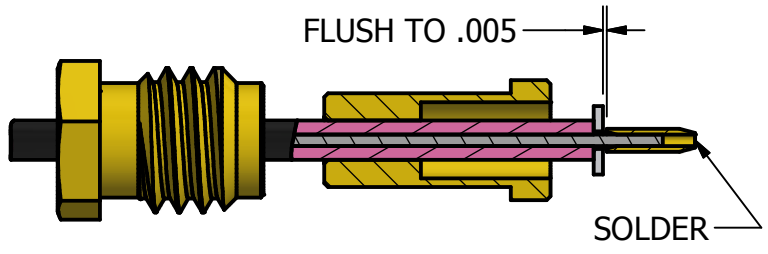
1



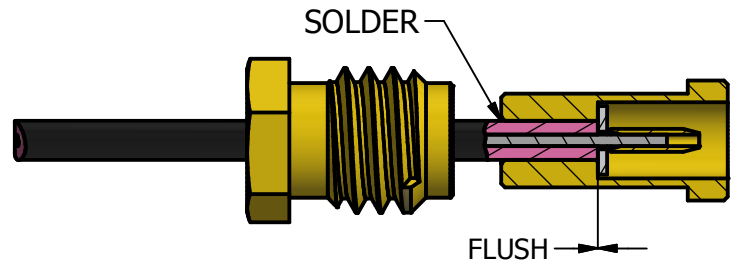
**STEP 1**  
 TRIM CABLE TO DIMENSIONS SHOWN.  
 TIN DIP CENTER CONDUCTOR ONLY.



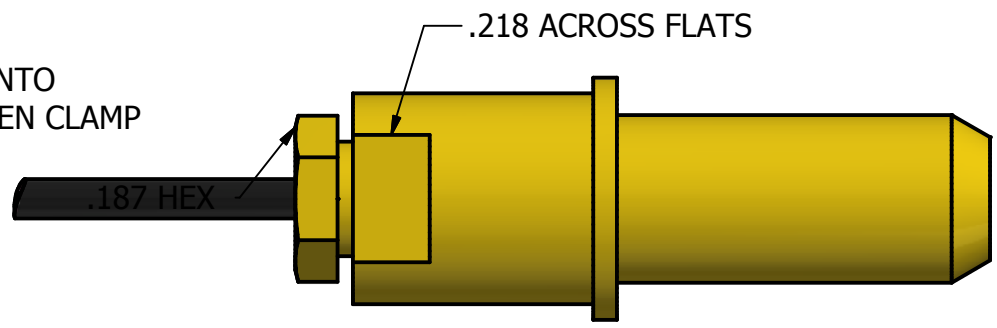
**STEP 2**  
 SLIDE CLAMP NUT AND SOLDER FERRULE ONTO CABLE.  
 SLIDE SPACER AND BULLET OVER CENTER CONDUCTOR OF CABLE. SO THAT SPACER IS FLUSH AGAINST CABLE JACKET. SOLDER BULLET TO CABLE. CLEAN SOLDER JOINT.



**STEP 3**  
 SLIDE SOLDER FERRULE OVER BULLET SPACER SUB. ASSY. AND SOLDER AT REAR OF FERRULE. CLEAN SOLDER JOINT.



**STEP 4**  
 INSERT CABLE ASSEMBLY INTO SUB-ASSEMBLY AND TIGHTEN CLAMP NUT TO 90-100 IN-OZS.



CAD DRAWING - NO MANUAL REVISIONS  
 filename:\Autodesk Inventor Data Base\Assemblies\Specials\02854-PW-CAP.idw

WARNING - THIS DOCUMENT CONTAINS TECHNICAL DATA WHOSE EXPORT IS RESTRICTED BY THE ARMS EXPORT CONTROL ACT (TITLE 22, U.S.C., SEC 2751, ET. SEQ.) OR THE EXPORT ADMINISTRATION ACT OF 1979, AS AMENDED, TITLE 50, U.S.C., APP 2401 ET SEQ. VIOLATIONS OF THESE EXPORT LAWS ARE SUBJECT TO SEVERE CRIMINAL PENALTIES. DISSEMINATE IN ACCORDANCE WITH PROVISIONS OF DOD DIRECTIVE 5230.25.

|   |                       |           |       |  |  |  |  |   |  |                       |  |
|---|-----------------------|-----------|-------|--|--|--|--|---|--|-----------------------|--|
| <b>MATERIAL:</b>  |                       |           |       | APPROVALS<br>DRAWN BGW 11/5/19<br>CHECKED JEM 11/5/19<br>QA<br>MFG<br>ENGINEER BGW 11/5/19<br>APPROVED BGW 11/5/19 |  | DATE<br>11/5/19<br>11/5/19                                   |  | The <b>PHOENIX</b> Company of Chicago <sup>TM</sup><br>22 GREAT HILL RD., NAUGATUCK, CT 06770<br>WWW.PHOENIXOFCHICAGO.COM |  |                       |  |
| UNLESS OTHERWISE SPECIFIED, PHOENIX WORKMANSHIP STANDARDS APPLY. DIMENSIONS IN INCHES OR (METRIC).<br>DO NOT SCALE PRINTS<br>TOLERANCES ARE:<br>FRACTIONS: ± 1/64<br>DECIMALS: .XX ± .01<br>.XXX ± .003<br>ANGLES: ± 1/2° |                       |           |       | 32   |  | TITLE<br><b>Cable Assembly Procedure</b><br>for 78-0030-0470 |  | SIZE FSCM DWG NO<br><b>A</b> 58167 78-0030-0470   |  | REV PLATING OPT.<br>C |  |
| THE INFORMATION DISCLOSED IN THIS DOCUMENT IS CONFIDENTIAL AND PROPRIETARY TO PHOENIX CO. INC. AND MAY NOT BE USED FOR MANUFACTURE OR ANY OTHER PURPOSE WITHOUT THE WRITTEN CONSENT OF THE PHOENIX CO. OF CHICAGO INC.    |                       |           |       | SCALE  |  | F.S.R. #   |  | SHEET 1 OF 1  |  |                       |  |
| C   | Release Per ECN 13506 | 11/5/2019 | BGW   |  |  |  |  |   |  |                       |  |
| B   | Release Per ECN 11018 | 06/28/11  | JEM   |  |  |  |  |   |  |                       |  |
| A   | Release Per ECN 6333  | 11/26/01  | HN    |  |  |  |  |   |  |                       |  |
| REV.  | DESCRIPTION           | DATE      | APPR. |  |  |  |  |   |  |                       |  |

2

1