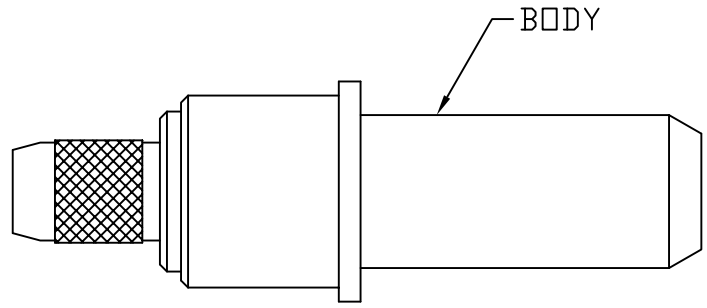
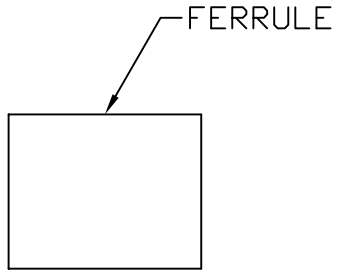


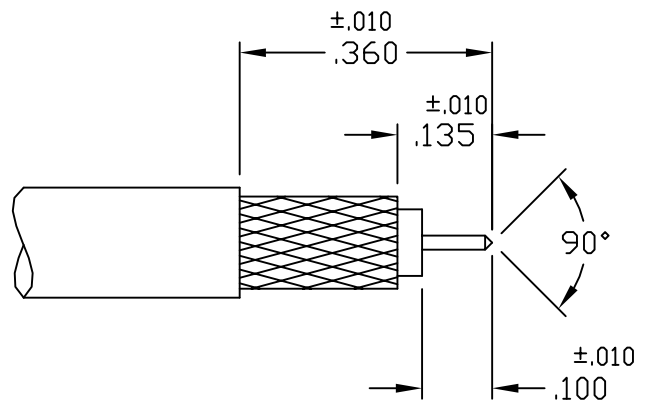
CABLE ASSEMBLY PROCEDURE	
P/N	78-0080-2201
PAGE 1 OF 1	DATE: 02/26/09
DRAWN: EK	APPROVED: JEM
FOR RG-142 D/S (M17/60) CABLE	

The **PHOENIX** Company of Chicago™
 22 GREAT HILL RD., NAUGATUCK, CT 06770
 WWW.PHOENIXOFCHICAGO.COM
 PHONE: (203) 729-9090 FAX: (203) 723-1794

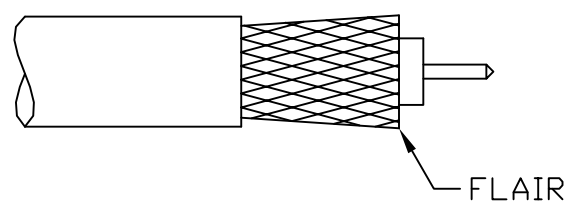
REV	DESCRIPTION	DATE	APPR
A	PER ECN 9837	03/17/09	JEM
B	PER ECN 11420	08/23/12	JEM
C	PER ECN 13457	8/16/19	JEM



STEP 1
 TRIM CABLE TO DIMENSIONS
 SHOWN. POINT CENTER CONDUCTOR.



STEP 2
 SLIDE FERRULE OVER CABLE AND
 FLAIR BRAID BY ROTATING CABLE
 DIELECTRIC.



STEP 3
 SLIDE CABLE INTO BACK
 OF CONNECTOR UNTIL
 CABLE BOTTOMS. SLIDE
 FERRULE INTO POSITION
 AND CRIMP USING A .213
 HEX DIE (M22520/5-05).

