

CABLE ASSEMBLY PROCEDURE

P/N 78-1020-2202

PAGE 1 OF 1 DATE: 08/03/10

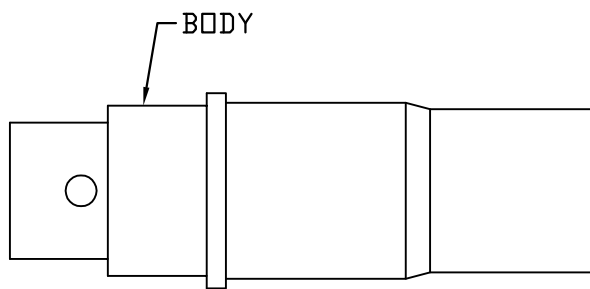
DRAWN: MS APPROVED: JEM

FOR USE WITH TIMES SFT-142B CABLE

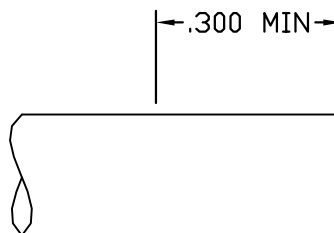
PALEO CONNECTOR

22 GREAT HILL ROAD, NAUGATUCK, CT. 06770
 PHONE: (203) 729-9090 FAX: (203) 723-1794

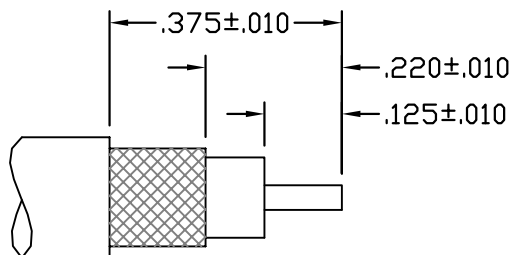
REV	DESCRIPTION	DATE	APPR
01	PRELIMINARY	08/03/10	JEM
A	PER ECN 12270	01/18/16	JEM
B	PER ECN 12956	05/24/18	JEM
C	PER ECN 13471	8/23/19	JEM



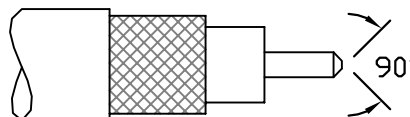
STEP 1
 FLUX AND TIN DIP TO DIMENSION SHOWN.



STEP 2
 TRIM CABLE TO DIMENSIONS SHOWN



STEP 3
 CHAMFER CENTER CONDUCTOR



STEP 4
 INSERT CABLE INTO BACK OF BODY
 AND SOLDER BRAIDS TO CONNECTOR
 THROUGH SIDE HOLE AND CLEAN
 SOLDER JOINT.

