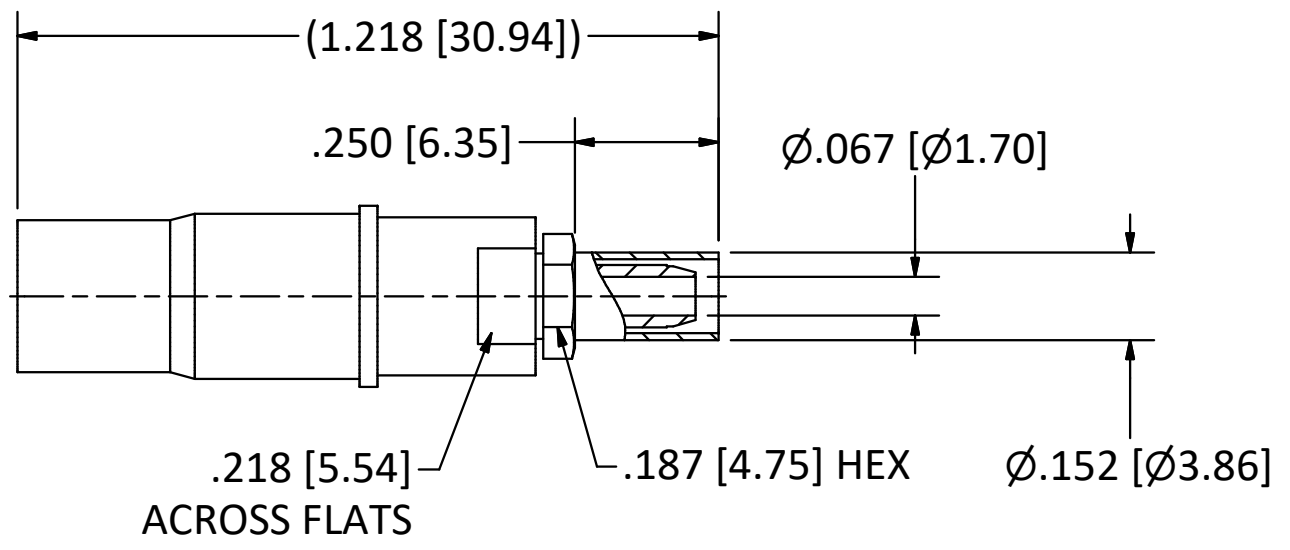
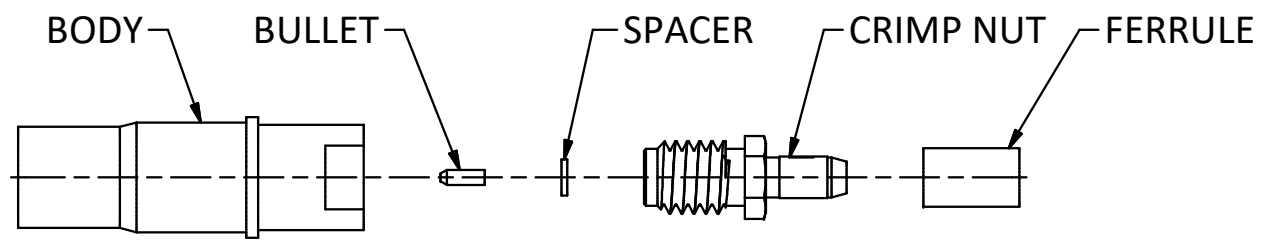


4

3

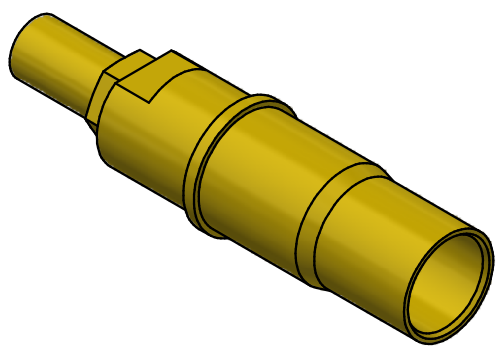
2

1



NOTES:

- 1. SPECIFICATIONS PER IDS-78.
 - 2. BULLET, CRIMP NUT, FERRULE, AND SPACER SHIPPED LOOSE.
 - 3. ACCOMMODATES RG-174, RG-179, RG-187, RG-188, OR RG-316 CABLE.
 - 4. CRIMP USING .128 HEX DIE (M22520/5-03).
- HOUSING:** MIL-C-38999 SERIES I, III, & IV AND MIGHTY MOUSE SERIES 80, SIZE 8 CAVITY.



SCALE 2.5 : 1

REV	DESCRIPTION	DATE	BY
F	PER ECN 13489	9/11/19	JEM
E	PER ECN 12958	5/24/18	JEM
D	PER ECN 10928	4/11/11	JEM
C	PER ECN 9681	12/08/08	JEM
B	PER ECN 7110	7/22/03	HN
A	REL ECN 3658	5/12/98	HN

This drawing embodies a proprietary design of The Phoenix Company of Chicago, Inc., Naugatuck, CT 06770. All design, manufacturing, reproduction, use, sale, and other rights regarding the same are expressly reserved. The information in this drawing may be covered completely or in part by patents and/or patents pending.

WARNING - THIS DOCUMENT CONTAINS TECHNICAL DATA WHOSE EXPORT IS RESTRICTED BY THE ARMS EXPORT CONTROL ACT (TITLE 22, U.S.C., SEC 2751, ET. SEQ.) OR THE EXPORT ADMINISTRATION ACT OF 1979, AS AMENDED, TITLE 50, U.S.C., APP 2401 ET SEQ. VIOLATIONS OF THESE EXPORT LAWS ARE SUBJECT TO SEVERE CRIMINAL PENALTIES. DISSEMINATE IN ACCORDANCE WITH PROVISIONS OF DOD DIRECTIVE 5230.25.

Filename: ver2\Autodesk Inventor Data Base\Assemblies\78 Series\78-1080-0670-CU.idw

UNLESS OTHERWISE SPECIFIED, PHOENIX WORKMANSHIP STANDARDS APPLY DIMENSIONS IN INCHES OR (METRIC)	APPROVALS	DATE
DO NOT SCALE PRINTS TOLERANCES ARE: FRACTIONS: ± 1/64 DECIMALS: .XX ± .01 .XXX ± .003 ANGLES: ± 1/2°	DRAWN	5/13/1998
	CHECKED	5/13/1998
	QA	
	MFG	
	ENGINEER	5/13/1998
	APPROVED	5/13/1998

The PHOENIX Company of Chicago, Inc.
 22 GREAT HILL RD., NAUGATUCK, CT 06770
 WWW.PHOENIXOFCHICAGO.COM
 PHONE: (800) 323-9562 FAX:(630) 206-1801

TITLE
PKZ® RECEPTACLE, CRIMP/CLAMP TERMINATION

SIZE B	FSCM 58167	DWG NO 78-1080-0670	REV F	PLATING OPT. A, B, C, D
SCALE 3 : 1	F.S.R. #	SHEET 1	OF 1	

4

3

2

1