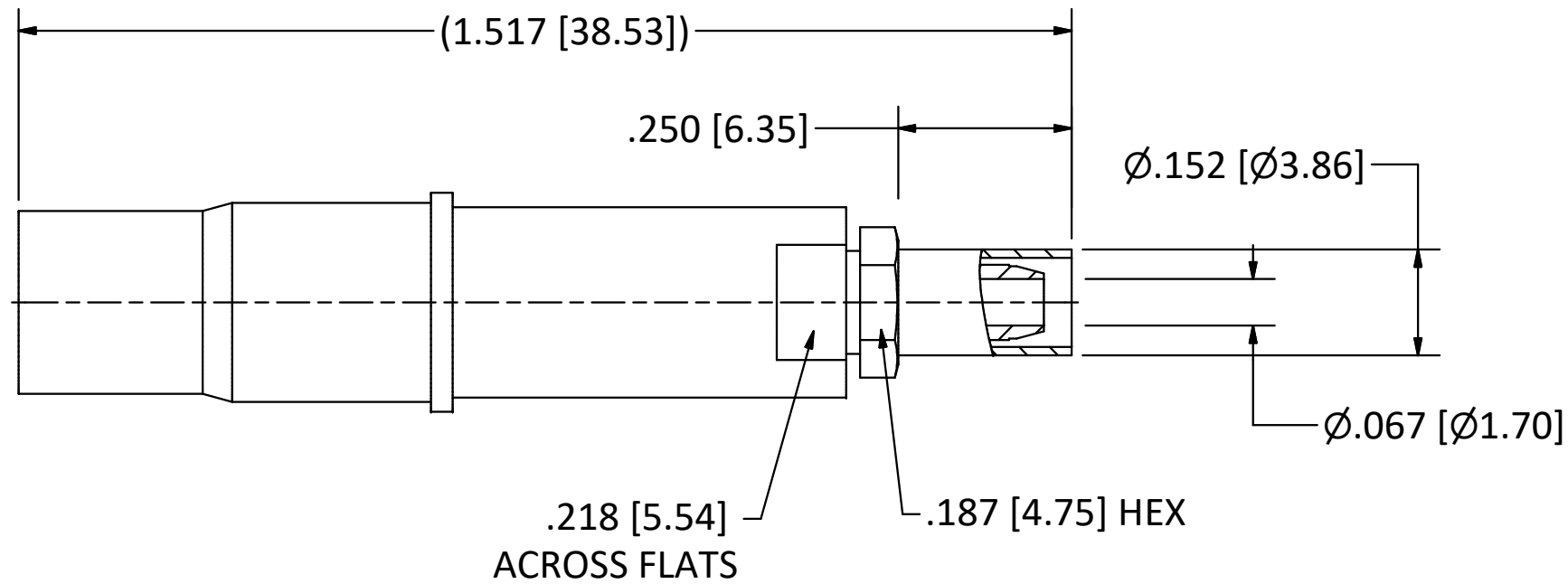
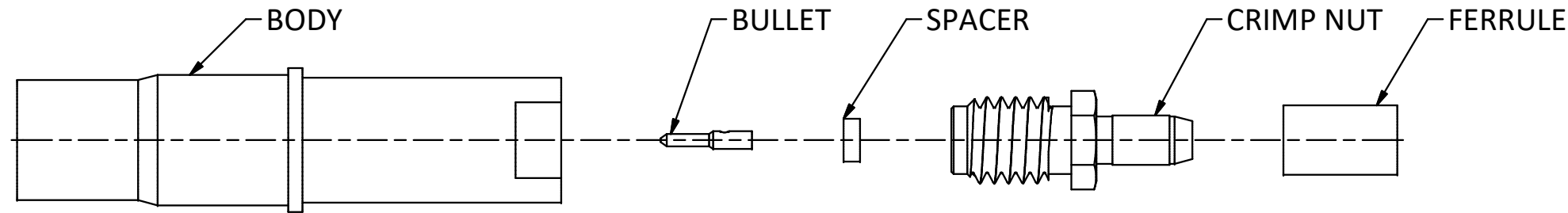


4

3

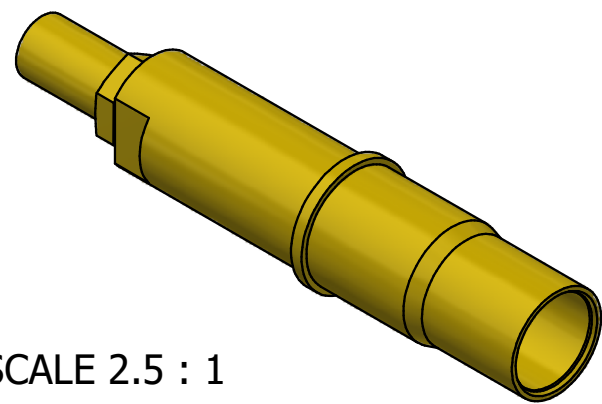
2

1



NOTES:

- 1. SPECIFICATIONS PER IDS-785.
  - 2. BULLET, FERRULE, CRIMP NUT, AND SPACER SHIPPED LOOSE.
  - 3. ACCOMMODATES RG-179 CABLE.
  - 4. CRIMP USING .128 HEX DIE (M22520/5-03).
- HOUSING:** MIL-C-38999 SERIES I-IV AND MIGHTY MOUSE SERIES 80, SIZE 8 CAVITY.



SCALE 2.5 : 1

<p>This drawing embodies a proprietary design of The Phoenix Company of Chicago, Inc., Naugatuck, CT 06770. All design, manufacturing, reproduction, use, sale, and other rights regarding the same are expressly reserved. The information in this drawing may be covered completely or in part by patents and/or patents pending.</p>				<p>WARNING - THIS DOCUMENT CONTAINS TECHNICAL DATA WHOSE EXPORT IS RESTRICTED BY THE ARMS EXPORT CONTROL ACT (TITLE 22, U.S.C., SEC 2751, ET. SEQ.) OR THE EXPORT ADMINISTRATION ACT OF 1979, AS AMENDED, TITLE 50, U.S.C., APP 2401 ET SEQ. VIOLATIONS OF THESE EXPORT LAWS ARE SUBJECT TO SEVERE CRIMINAL PENALTIES. DISSEMINATE IN ACCORDANCE WITH PROVISIONS OF DOD DIRECTIVE 5230.25.</p>		<p>Filename: ver2\Autodesk Inventor Data Base\Assemblies\785 Series\785-1080-0670-CU.idw</p>		<p><b>The PHOENIX Company of Chicago, Inc.</b></p> <p>22 GREAT HILL RD., NAUGATUCK, CT 06770 WWW.PHOENIXOFCHICAGO.COM</p> <p>PHONE: (800) 323-9562 FAX:(630) 206-1801</p>											
						<p>UNLESS OTHERWISE SPECIFIED, PHOENIX WORKMANSHIP STANDARDS APPLY DIMENSIONS IN INCHES OR (METRIC)</p> <p>DO NOT SCALE PRINTS</p> <p>TOLERANCES ARE: FRACTIONS: ± 1/64 DECIMALS: .XX ± .01 .XXX ± .003 ANGLES: ± 1/2°</p>		<table border="1"> <thead> <tr> <th>APPROVALS</th> <th>DATE</th> </tr> </thead> <tbody> <tr> <td>DRAWN SS</td> <td>2/16/2018</td> </tr> <tr> <td>CHECKED JEM</td> <td>2/16/2018</td> </tr> <tr> <td>QA</td> <td></td> </tr> <tr> <td>MFG</td> <td></td> </tr> <tr> <td>ENGINEER SPS</td> <td>2/16/2018</td> </tr> <tr> <td>APPROVED JEM</td> <td>2/16/2018</td> </tr> </tbody> </table>		APPROVALS	DATE	DRAWN SS	2/16/2018	CHECKED JEM	2/16/2018	QA		MFG	
APPROVALS	DATE																		
DRAWN SS	2/16/2018																		
CHECKED JEM	2/16/2018																		
QA																			
MFG																			
ENGINEER SPS	2/16/2018																		
APPROVED JEM	2/16/2018																		
<table border="1"> <thead> <tr> <th>A</th> <th>REL PER ECN 12788</th> <th>2/16/18</th> <th>JEM</th> </tr> <tr> <th>REV</th> <th>DESCRIPTION</th> <th>DATE</th> <th>BY</th> </tr> </thead> <tbody> <tr> <td> </td> <td> </td> <td> </td> <td> </td> </tr> </tbody> </table>		A	REL PER ECN 12788	2/16/18	JEM	REV	DESCRIPTION	DATE	BY					<p>SIZE <b>B</b> FSCM 58167 DWG NO <b>785-1080-0670</b> REV <b>A</b> PLATING OPT. <b>A, B, C, D</b></p>		<p>SCALE 2.5 : 1 F.S.R. # SHEET 1 OF 1</p>			
A	REL PER ECN 12788	2/16/18	JEM																
REV	DESCRIPTION	DATE	BY																

4

3

2

1