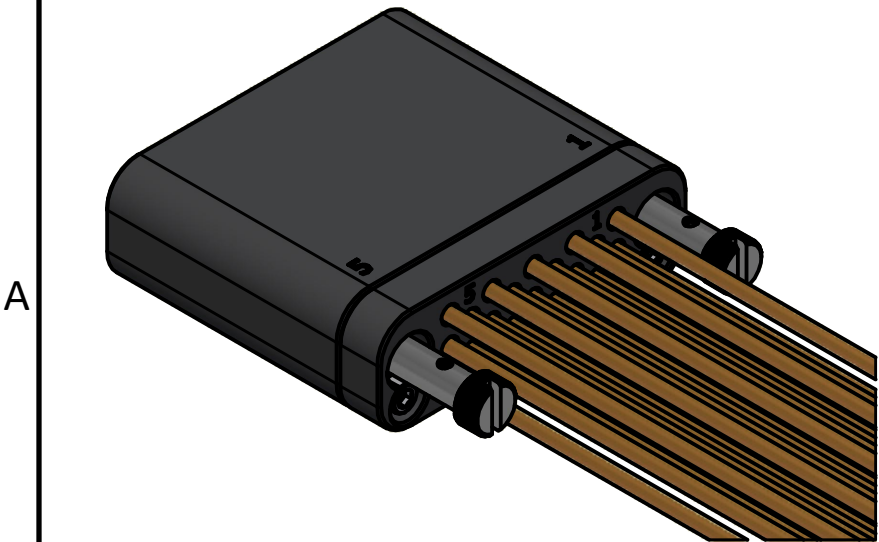
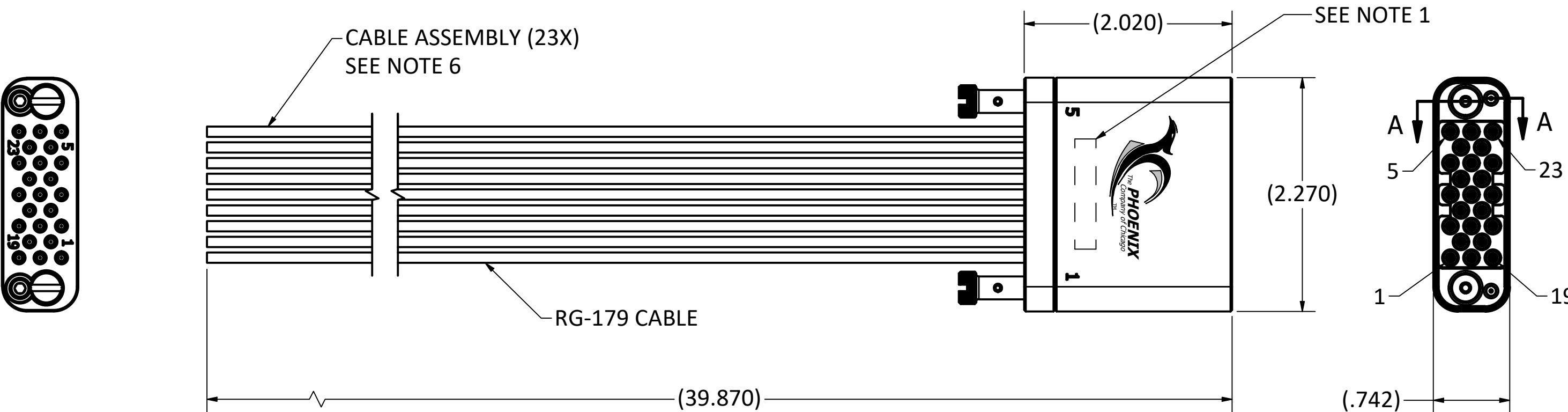
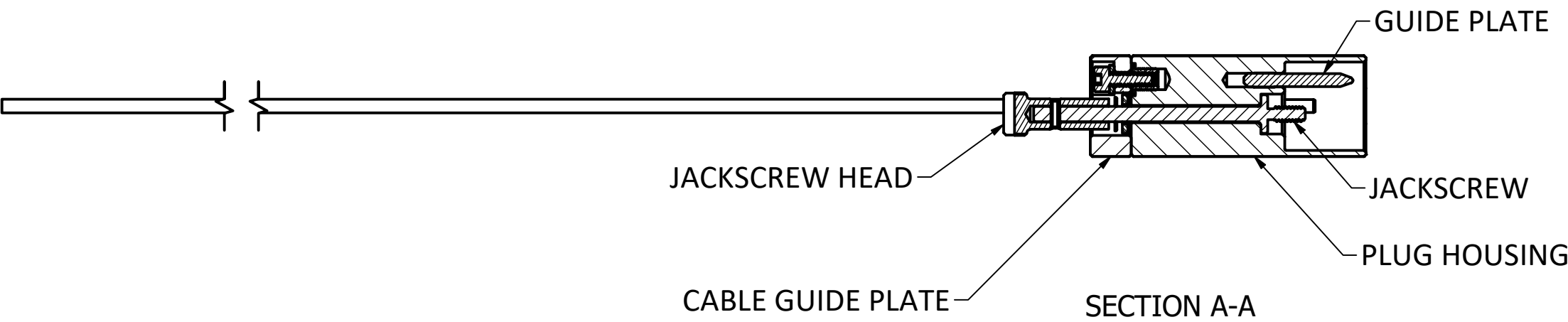


- SPECIFICATIONS:
- PART NUMBER: PX12HPD17BC394A AND DATE CODE.
 - MATERIALS:
 - HOUSING & GUIDE PLATE: ACETAL, COLOR: BLACK.
 - HARDWARE (JACKSCREWS, JACKSCREW HEADS, SCREWS, SPRING PINS, INSERTS AND WASHERS): STAINLESS STEEL.
 - GUIDE PINS: STAINLESS STEEL.
 - FINISHES:
 - HOUSING: NONE.
 - HARDWARE: PASSIVATED.
 - GUIDE PINS: PASSIVATED.
 - ELECTRICAL PROPERTIES (APPLIES TO HOUSING ONLY):
 - DIELECTRIC STRENGTH: 1,000 VOLTS RMS AT SEA LEVEL;
325 VOLTS RMS AT 70,000 FEET.
 - INSULATION RESISTANCE: 1 MEGOHM MINIMUM.
 - ENVIRONMENTAL PROPERTIES:
OPERATING TEMPERATURE: -40° F TO +194° F (-40° C TO +90° C).
 - RF CABLE ASSY SPECIFICATIONS:
 - IMPEDANCE 50 OHMS.
 - HI-POT & CONTINUITY TEST 100%.
 - PkZ® SPECIFICATIONS PER IDS-156.
 - FREQUENCY: DC TO 3 GHz.



<p>WARNING - THIS DOCUMENT CONTAINS TECHNICAL DATA WHOSE EXPORT IS RESTRICTED BY THE ARMS EXPORT CONTROL ACT (TITLE 22, U.S.C., SEC 2751, ET. SEQ.) OR THE EXPORT ADMINISTRATION ACT OF 1979, AS AMENDED, TITLE 50, U.S.C., APP 2401 ET SEQ. VIOLATIONS OF THESE EXPORT LAWS ARE SUBJECT TO SEVERE CRIMINAL PENALTIES. DISSEMINATE IN ACCORDANCE WITH PROVISIONS OF DOD DIRECTIVE 5230.25.</p> <p>This drawing embodies a proprietary design of The Phoenix Company of Chicago, Inc., Naugatuck, CT 06770. All design, manufacturing, reproduction, use, sale, and other rights regarding the same are expressly reserved. The information in this drawing may be covered completely or in part by patents and/or patents pending.</p>				UNLESS OTHERWISE SPECIFIED, PALCO WORKMANSHIP STANDARDS APPLY DIMENSIONS IN INCHES OR [METRIC] DO NOT SCALE PRINTS		TOLERANCES ARE: FRACTIONS: ± 1/64 DECIMALS: .XX ± .01 ANGLES: ± 1/2		APPROVALS DRAWN BP 3/13/2025 CHECKED DW 3/28/2025 QA JB 3/28/2025 MFG VL 3/28/2025 ENGINEER AH 3/28/2025 APPROVED AH 3/28/2025		<p>The PHOENIX Company of Chicago, Inc.</p> <p>22 GREAT HILL RD., NAUGATUCK, CT 06770 WWW.PHOENIXOFCHICAGO.COM PHONE: (800) 323-9562 FAX:(630) 206-1801</p>			
										TITLE PX PLUG HARNESS; 23 POS, SIZE 12 PKZ® TO BLUNT CUT ON RG-179 CABLE			
A				SIZE C		FSCM 58167		DWG NO PX12HPD17BC394A		REV A		PLATING OPT.	
REV.				DESCRIPTION		DATE		APPROVAL		SCALE 1 : 1		F.S.R. #	
A				RELEASED PER ECN 14504		3/28/2025		AH		SHEET 1 OF 1			