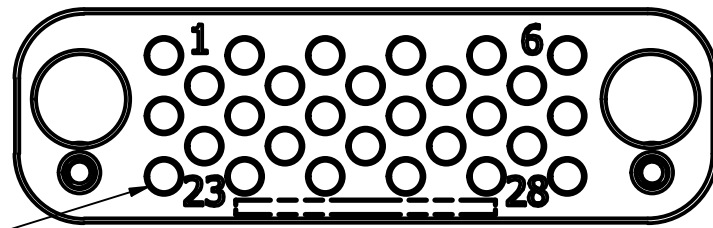


4

3

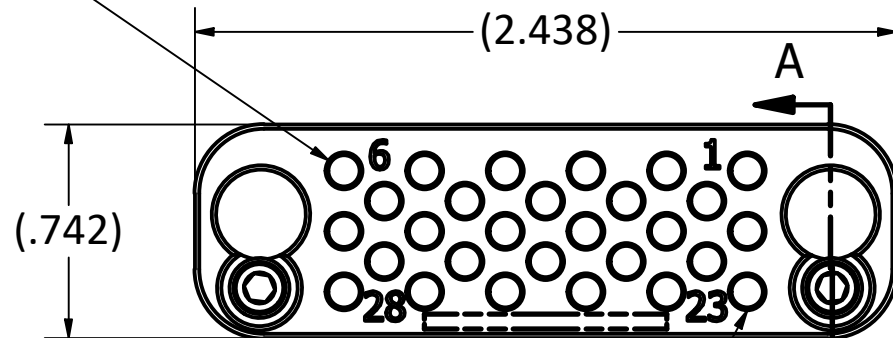
2

1

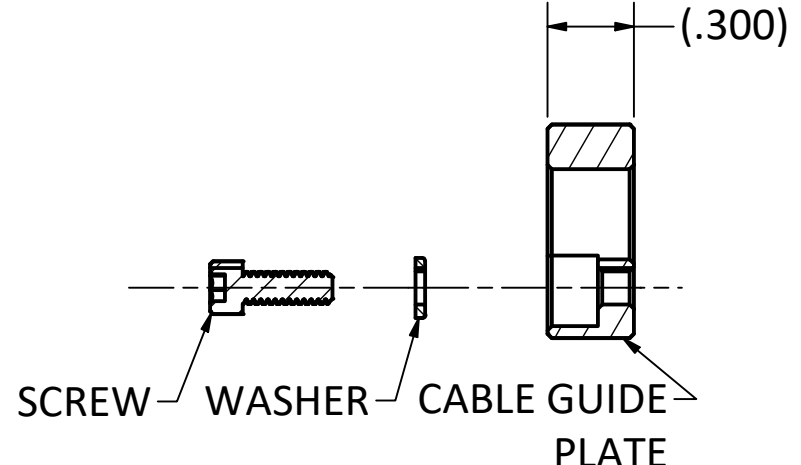


BACK VIEW

NOTE 1



SEE TABLE FOR HOLE SIZE
FRONT VIEW

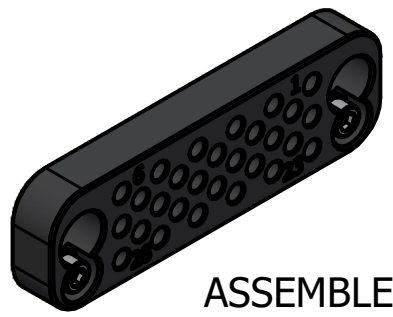


SECTION A-A

SPECIFICATIONS:

- 1. PART NUMBER: SEE TABLE
CABLE GUIDE PLATE PART NUMBER MARKED
IN LOCATION INDICATED
- 2. MATERIALS:
 - a) GUIDE PLATE: ACETAL, COLOR: BLACK.
 - b) MOUNTING HARDWARE: STAINLESS STEEL.
- 3. HARDWARE FINISHES: PASSIVATED
- 4. ENVIRONMENTAL PROPERTIES:
OPERATING TEMPERATURE: -40° F TO +194° F (-40° C TO +90° C).
- 5. MOUNTING HARDWARE SUPPLIED LOOSE.

PX16HGPK04	Ø.058	.047 CABLE	156-0302-0470
PX16HGPK03	Ø.082	1.37MM, RG-178, RG-196	156-0202-0402
PX16HGPK02	Ø.117	RG-174, RG-179, RG-189, RG-316	156-0202-0671
PX16HGPK01	Ø.109	RG-405	156-0302-0861
PHOENIX P/N	MAXIMUM CABLE DIAMETER (REFERENCE)	CABLE REFERENCE	PKZ REFERENCE PLUG



ASSEMBLED UNIT SHOWN
SCALE 1 : 1

A	RELEASED PER ECN 14494	3/5/2025	DW
01	INITIAL RELEASE	2/5/2025	WP
REV.	DESCRIPTION	DATE	APPROVAL

This drawing embodies a proprietary design of The Phoenix Company of Chicago, Inc., Naugatuck, CT 06770. All design, manufacturing, reproduction, use, sale, and other rights regarding the same are expressly reserved. The information in this drawing may be covered completely or in part by patents and/or patents pending.

WARNING - THIS DOCUMENT CONTAINS TECHNICAL DATA WHOSE EXPORT IS RESTRICTED BY THE ARMS EXPORT CONTROL ACT (TITLE 22, U.S.C., SEC 2751, ET. SEQ.) OR THE EXPORT ADMINISTRATION ACT OF 1979, AS AMENDED, TITLE 50, U.S.C., APP 2401 ET SEQ. VIOLATIONS OF THESE EXPORT LAWS ARE SUBJECT TO SEVERE CRIMINAL PENALTIES. DISSEMINATE IN ACCORDANCE WITH PROVISIONS OF DOD DIRECTIVE 5230.25.

UNLESS OTHERWISE SPECIFIED, PHOENIX WORKMANSHIP STANDARDS APPLY DIMENSIONS IN INCHES OR [METRIC] DO NOT SCALE PRINTS TOLERANCES ARE: FRACTIONS: ± 1/64 DECIMALS: .XX ± .01 .XXX ± .003 ANGLES: ± 1/2°	APPROVALS	DATE
	DRAWN WP	12/04/2024
	CHECKED AH	12/04/2024
	QA	
	MFG	
ENGINEER		
APPROVED DW		3/5/2025

The PHOENIX Company of Chicago, Inc.
22 GREAT HILL RD., NAUGATUCK, CT 06770
WWW.PHOENIXOFCHICAGO.COM
PHONE: (800) 323-9562 FAX:(630) 206-1801

TITLE
PX PLUG, 28 POSITION CABLE GUIDE PLATE KIT

SIZE B	FSCM 58167	DWG NO PX16HGPKXX	REV A	PLATING OPT.
SCALE 1.5:1		F.S.R. #	SHEET 1 OF 1	

4

3

2

1